

PONDICHERRY UNIVERSITY PUDUCHERRY



ANNUAL ACCOUNTS 2015 - 2016

PONDICHERRY UNIVERSITY

ANNUAL ACCOUNTS 2015 - 2016

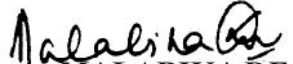
INDEX


SL. No.	DETAILS	Page No.
1.	BALANCE SHEET - GENERAL ACCOUNT	1
2.	INCOME & EXPENDITURE ACCOUNT - GENERAL	2
3.	INCOME & EXPENDITURE ACCOUNT - DDE	3
4.	INCOME & EXPENDITURE ACCOUNT - COMMUNITY COLLEGE	4
5.	SCHEDULES FORMING PART OF THE BALANCE SHEET	5-34
6.	SCHEDULES FORMING PART OF THE INCOME & EXPENDITURE - GENERAL	35-44
7.	SCHEDULES FORMING PART OF THE ACCOUNTS - DDE	45-63
8.	SCHEDULES FORMING PART OF THE ACCOUNTS - COMMUNITY COLLEGE	64-81
9.	BALANCE SHEET - GPF AND CPF ACCOUNT	82
10.	INCOME & EXPENDITURE ACCOUNT - GPF AND CPF ACCOUNT	83
11.	RECEIPT AND PAYMENTS ACCOUNT - GPF AND CPF ACCOUNT	84
12.	BALANCE SHEET - NPS TIER - 1 ACCOUNT	85
13.	INCOME & EXPENDITURE ACCOUNT - NPS TIER - 1 ACCOUNT	86
14.	RECEIPT AND PAYMENTS ACCOUNT - NPS TIER - 1 ACCOUNT	87
15.	SIGNIFICANT ACCOUNTING POLICIES	88-89
16.	CONTINGENT LIABILITIES AND NOTES TO ACCOUNTS	90
17.	CONSOLIDATED RECEIPT AND PAYMENTS	91-95
18.	AUDIT CERTIFICATE	96-100

PONDICHERRY UNIVERSITY

BALANCE SHEET AS AT - 31ST MARCH 2016

PARTICULARS	SCHEDULE	AMOUNT IN ₹	
		Current Year 2015-16	Previous Year 2014-15
SOURCES OF FUNDS			
CORPUS / CAPITAL FUND	1+1A+1B	177,33,19,571	290,16,38,305
DESIGNATED / EARMARKED FUND	2+2A+2B	125,23,45,558	116,93,18,674
ENDOWMENT	2a+2aA+2aB	2,22,38,426	2,06,17,493
CURRENT LIABILITIES & PROVISIONS	3+3A+3B	358,21,17,019	229,34,19,129
TOTAL		663,00,20,574	638,49,93,601
APPLICATION OF FUNDS			
FIXED ASSETS			
Tangible Assets	4+4A+4B	260,93,18,912	274,80,87,257
Intangible Assets	4+4A+4B	1,73,63,506	1,08,03,223
Capital Work-in-Progress	4+4A+4B	154,75,83,063	136,38,43,802
INVESTMENTS			
Earmarked / Endowment Funds	5+5A+5B	21,37,08,139	24,79,08,218
Others	6+6A+6B	139,07,37,483	154,34,55,003
CURRENT ASSETS	7+7A+7B	60,26,53,330	24,98,66,153
LOANS, ADVANCES & DEPOSITS	8+8A+8B	24,86,56,141	22,10,29,945
TOTAL		663,00,20,574	638,49,93,601
SIGNIFICANT ACCOUNTING POLICIES	23		
CONTINGENT LIABILITIES AND NOTES TO ACCOUNTS	24		

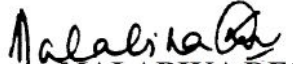

MALABIKA DEO
 FINANCE OFFICER (i/c)
 PONDICHERRY UNIVERSITY



Prof. ANISA BASHEER KHAN
 VICE-CHANCELLOR (OFFICIATING)
 PONDICHERRY UNIVERSITY

PONDICHERRY UNIVERSITY
GENERAL ACCOUNT

INCOME AND EXPENDITURE ACCOUNT FOR THE YEAR ENDED 31ST MARCH 2016

PARTICULARS	SCHEDULE	AMOUNT IN ₹					
		Current Year 2015-16			Previous Year 2014-15		
		Plan	Non-Plan	TOTAL	Plan	Non-Plan	TOTAL
INCOME							
Academic Receipts	9	0	16,81,11,328	16,81,11,328	0	19,38,95,290	19,38,95,290
Grants & Donations	10	4,75,02,191	94,88,81,678	99,63,83,869	20,00,90,842	77,94,88,679	97,95,79,521
Income from Investments	11	78,904	0	78,904	6,20,647	15,10,380	21,31,027
Interest Earned	12	0	0	0	0	0	0
Other Income	13	2,93,43,412	4,96,39,241	7,89,82,653	2,96,34,083	4,85,39,479	7,81,73,562
Prior Period Income	14	0	1,03,90,485	1,03,90,485	0	0	0
Total (A)		7,69,24,507	117,70,22,732	125,39,47,239	23,03,45,572	102,34,33,828	125,37,79,400
EXPENDITURE							
Staff Payments & Benefits	15	89,61,583	88,65,74,576	89,55,36,159	16,53,92,847	64,50,49,262	81,04,42,109
Academic Expenses	16	3,89,21,822	10,31,36,552	14,20,58,374	6,42,20,496	12,71,57,121	19,13,77,617
Administrative & General Expenses	17	0	14,23,31,901	14,23,31,901	0	14,69,57,943	14,69,57,943
Transportation Expenses	18	0	1,06,53,595	1,06,53,595	0	1,22,56,976	1,22,56,976
Repairs & Maintenance	19	0	6,13,89,117	6,13,89,117	38,055	5,44,23,414	5,44,61,469
Finance Costs	20	0	0	0	0	0	0
Depreciation	21	8,80,54,524	3,15,85,393	11,96,39,916	13,29,78,201	1,63,22,225	14,93,00,426
Prior Period Expenses	22	0	35,10,758	35,10,758	0	79,91,320	79,91,320
Total (B)		13,59,37,929	123,91,81,892	137,51,19,820	36,26,29,599	101,01,58,261	137,27,87,860
Excess of Income Over Expenditure (A-B)						1,32,75,567	
Excess of Expenditure over Income (B-A)		5,90,13,422	6,21,59,160	12,11,72,581	13,22,84,027		11,90,08,460



MALABIKA DEO
FINANCE OFFICER (i/c)
PONDICHERRY UNIVERSITY



Prof. ANISA BASHEER KHAN
VICE-CHANCELLOR (OFFICIATING)
PONDICHERRY UNIVERSITY

PONDICHERY UNIVERSITY
DIRECTORATE OF DISTANCE EDUCATION

INCOME AND EXPENDITURE ACCOUNT FOR THE YEAR ENDED 31ST MARCH 2016

PARTICULARS	SCHEDULE	AMOUNT IN ₹				
		Current Year 2015-16			Previous Year 2014-15	
		Corpus	Designated Fund	General Fund	TOTAL	Total
INCOME						
Academic Receipts	9A			15,26,01,286		13,35,74,489
Grants & Donations	10A			0		
Income from Investments	11A			0		
Interest Earned	12A			0		
Other Income	13A			1,34,61,031		1,72,22,854
Prior Period Income	14A			0		
Total (A)				16,60,62,317	16,60,62,317	15,07,97,343
EXPENDITURE						
Staff Payments & Benefits	15A			3,48,55,532		3,47,15,894
Academic Expenses	16A			1,29,97,959		1,35,77,418
Administrative & General Expenses	17A			78,01,501		70,40,389
Transportation Expenses	18A			52,547		48,300
Repairs & Maintenance	19A			4,31,132		7,54,981
Finance Costs	20A			0		0
Depreciation	21A			32,33,080		31,32,239
Prior Period Expenses	22A			0		
Total (B)				5,93,71,751	5,93,71,751	5,92,69,221
Excess of Income over Expenditure (A-B)				10,66,90,566	10,66,90,566	9,15,28,122



MALABIKA DEO
FINANCE OFFICER (i/c)
PONDICHERY UNIVERSITY



Prof. ANISA BASHEER KHAN
VICE-CHANCELLOR (OFFICIATING)
PONDICHERY UNIVERSITY

PONDICHERY UNIVERSITY
COMMUNITY COLLEGE

INCOME AND EXPENDITURE ACCOUNT FOR THE YEAR ENDED 31ST MARCH 2016

PARTICULARS	SCHEDULE	AMOUNT IN ₹				
		Current Year 2015-16			Previous Year 2014-15	
		Corpus	Designated Fund	General Fund	TOTAL	Total
INCOME						
Academic Receipts	9B			1,59,49,076		1,45,58,428
Grants & Donations	10B			1,05,00,000		70,00,000
Income from Investments	11B			0		
Interest Earned	12B			0		
Other Income	13B			2,12,393		3,37,686
Prior Period Income	14B			0		
Total (A)				2,66,61,469		2,18,96,114
EXPENDITURE						
Staff Payments & Benefits	15B			1,78,92,719		1,53,88,006
Academic Expenses	16B			2,10,620		2,63,288
Administrative & General Expenses	17B			15,20,983		22,98,706
Transportation Expenses	18B			99,769		26,735
Repairs & Maintenance	19B			4,41,512		1,46,466
Finance Costs	20B			0		0
Depreciation	21B			25,47,601		18,27,717
Prior Period Expenses	22B			0		
Total (B)				2,27,13,204		1,99,50,918
Excess of Income over Expenditure (A-B)				39,48,265		19,45,196


MALABIKA DEO
FINANCE OFFICER (i/c)
PONDICHERY UNIVERSITY


Prof. ANISA BASHEER KHAN
VICE-CHANCELLOR (OFFICIATING)
PONDICHERY UNIVERSITY

SCHEDULES FORMING PART OF THE BALANCE SHEET

SCHEDULE - 1 : CORPUS / CAPITAL FUND

(Amount- ₹)

PARTICULARS	CURRENT YEAR 2015-16		PREVIOUS YEAR 2014-15	
Non-Plan Account: Opening Balance	9,78,71,374		5,93,70,284	
Add: Capitalised Value	3,21,10,322		2,69,19,321	
Excess of Income Over Expenditure (2014-15)			1,32,75,567	
Less: Excess of Expenditure Over Income	6,21,59,160			
MCA (2014-2015)	3,86,663		7,08,341	
HBA (2014-2015)	2,49,939		5,32,991	
Accrued Interest	15,10,380		4,52,466	
Unutilized Grant as on 31.03.2016	4,13,33,899			
		2,43,41,655		9,78,71,374
Plan Account: Opening Balance	338,42,13,272		348,80,11,469	
Add: Capitalised Value	10,83,57,249		2,96,23,038	
Temporary Advance outstanding	1,27,792		1,60,000	
Less: Excess of Expenditure Over Income	5,90,13,422		13,22,84,027	
Temporary Adjustment	1,60,000		65,000	
Plan Account Accrued Interest	6,20,647		12,32,208	
TOTAL	343,29,04,244	343,29,04,244	338,42,13,272	338,42,13,272

SCHEDULE - 1 : CORPUS / CAPITAL FUND (Cont.)

(Amount- ₹)

PARTICULARS	CURRENT YEAR 2015-16		PREVIOUS YEAR 2014-15	
Major Building Corpus Fund		38,62,57,569		38,62,57,569
New Convention Centre (Auditorium)	12,51,13,219		12,39,86,367	
Add: Addition during the Year		12,51,13,219	11,26,852	12,51,13,219
Debt & Deposit (Infrastructure & Development)	1,04,04,069		1,05,99,564	
Add: Capitalised Value	1,42,56,468		5,78,098	
Less: Depreciation	31,33,860		7,73,593	
Adj.Advance last year Refund	16,15,000	1,99,11,677		1,04,04,069
Placement Fund		36,890		36,890
University Development Fund	3,49,65,402		2,68,61,065	
Add: Capitalised Value	84,24,550		91,38,943	
Less: Depreciation	22,03,687		10,34,606	
Adj.Advance last year Refund	5,94,862	4,05,91,403		3,49,65,402
Total (A)		402,91,56,657		403,88,61,795
Actuarial Value of Pension	232,03,92,255		118,29,68,907	
Actuarial Value of Gratuity	27,62,79,406		25,34,63,750	
Actuarial Value of Leave Encashment	47,83,26,879	307,49,98,540	39,57,52,555	183,21,85,212
(A) GENERAL ACCOUNTS: SCHEDULE - I TOTAL		95,41,58,117		220,66,76,583
(B) DDE ACCOUNTS: SCHEDULE - 1A TOTAL		78,34,37,341		66,36,91,487
(C) PUCC ACCOUNTS: SCHEDULE - 1B TOTAL		3,57,24,112		3,12,70,235
GRAND TOTAL (1) + (1A) + (1B)		177,33,19,571		290,16,38,305

SCHEDULE - 2 DESIGNATED/EARMARKED FUNDS

(Amount- ₹)

PARTICULARS	FUND WISE BREAK UP					TOTAL	
	<i>XII Plan General Development Schemes</i>	<i>Thane Cyclone Grant</i>	<i>Human Resource Development Centre</i>	<i>ASC Particpante Registration Fee</i>	<i>Adult & Continuing Education</i>	<i>Current Year 2015-16</i>	<i>Previous Year 2014-15</i>
A - PLAN A/C							
a) Opening Balance	9,89,74,297	2,67,14,855	12,80,982	7,50,325	10,880		
b) Additions to the Funds:							
i. Receipts	17,00,00,000		12,00,000	5,95,822			
ii. Income from Investments							
iii. Accrued Interest (15-16)							
Less: Accrued Interest (14-15)							
iv. Other additions : Adjustment Advance	1,60,000						
TOTAL (b)	17,01,60,000	0	12,00,000	5,95,822	0		
c) Utilisation/Expenditure towards objectives of funds							
i. Capital Expenditure							
- Equipment	6,29,947			2,20,780			
- Computer	8,65,091						
- Books & Journals							
- Furniture	5,47,727						
- Vehicle							
- Campus Development - Building	10,11,240						
- Work-in-Progress	6,18,94,471	84,00,000					
Total	6,49,48,476	84,00,000	0	2,20,780	0		
ii. Revenue Expenditure							
- Salaries, Wages and Allowance etc			40,48,512				
- Rent							
- Other Administrative Expenses	5,34,08,680	96,07,020	53,56,952				
Total	5,34,08,680	96,07,020	94,05,464	0	0		
TOTAL (c)	11,83,57,156	1,80,07,020	94,05,464	2,20,780	0		
NET BALANCE AS AT THE YEAR-END (a+b-c)	15,07,77,141	87,07,835	-69,24,482	11,25,367	10,880	15,36,96,741	12,77,31,339

SCHEDULE - 2 DESIGNATED/EARMARKED FUNDS (Cont..)

(Amount- ₹)

PARTICULARS	FUND WISE BREAK UP					TOTAL	
	A - PLAN A/C	MSC Quantitative Finance	PG Diploma in Food Safety & Quality Assurance	PG Diploma in Green Energy Technology	Setting-Up of ETD Laboratory (Library)	College Development Council	Current Year 2015-16
a) Opening Balance		26,56,259	76,398	39,96,224	12,97,100	27,900	
b) Additions to the Funds:							
i. Receipts			5,04,625				
ii. Income from Investments							
iii. Accrued Interest (15-16)							
Less: Accrued Interest (14-15)							
iv. Other additions : Adjustment Advance							
TOTAL (b)		0	5,04,625	0	0	0	
c) Utilisation/Expenditure towards objectives of funds							
i. Capital Expenditure							
- Equipment				39,375	60,312		
- Computer							
- Books & Journals							
- Furniture							
- Campus Development - Building							
- Work-in-Progress							
Total		0	0	39,375	60,312	0	
ii. Revenue Expenditure							
- Salaries, Wages and Allowance etc							
- Rent							
- Other Administrative Expenses		33,548	2,27,973				
Total		33,548	2,27,973	0	0	0	
TOTAL (c)		33,548	2,27,973	39,375	60,312	0	
NET BALANCE AS AT THE YEAR-END (a+b-c)		26,22,711	3,53,050	39,56,849	12,36,788	27,900	80,53,881

SCHEDULE - 2 DESIGNATED/EARMARKED FUNDS (Cont..)

(Amount- ₹)

PARTICULARS	FUND WISE BREAK UP					TOTAL	
	<i>Establishment of New Media Centre</i>	<i>Strengthening of Infrastructure for Science Dept.</i>	<i>Strengthening of Infrastructure Non-SAP Dept.</i>	<i>M.A Sustainable Development</i>	<i>Others</i>	<i>Current Year 2015-16</i>	<i>Previous Year 2014-15</i>
A - PLAN A/C							
a) Opening Balance	87,66,287	46,02,694	1,89,186	1,19,731	25,24,621		
b) Additions to the Funds:							
i. Receipts							
ii. Income from Investments							
iii. Accrued Interest (15-16)							
Less: Accrued Interest (14-15)							
iv. Other additions (specify nature)							
TOTAL (b)	0	0	0	0	0		
c) Utilisation/Expenditure towards objectives of funds							
i. Capital Expenditure							
- Equipment							
- Computer							
- Books & Journals							
- Furniture							
- Campus Development - Building							
- Work-in-Progress							
Total	0	0	0	0	0		
ii. Revenue Expenditure							
- Salaries, Wages and Allowance etc							
- Rent							
- Other Administrative Expenses							
Total	0	0	0	0	0		
TOTAL (c)	0	0	0	0	0		
NET BALANCE AS AT THE YEAR-END (a+b-c)	87,66,287	46,02,694	1,89,186	1,19,731	25,24,621	1,62,02,519	1,62,02,519

SCHEDULE - 2 DESIGNATED/EARMARKED FUNDS (Cont..)

(Amount- ₹)

PARTICULARS	FUND WISE BREAK UP					TOTAL	
	<i>Equal Opportunity Cell</i>	<i>Interest from Investment</i>				<i>Current Year 2015-16</i>	<i>Previous Year 2014-15</i>
A - PLAN A/C							
a) Opening Balance	0	7,15,93,710				22,35,81,449	
b) Additions to the Funds:							
i. Receipts	38,00,000	2,60,98,434					
ii. Income from Investments							
iii. Interest Received from RITES(2014-15)							
iv. Interest Receivable from RITES(2015-16)		32,44,978					
TOTAL (b)	38,00,000	2,93,43,412	0	0	0	20,56,03,859	
c) Utilisation/Expenditure towards objectives of funds							
i. Capital Expenditure							
- Equipment		2,05,110					
- Building		51,29,632					
- Computer		2,58,926					
- Books & Journals							
- Furniture		63,33,980					
- Campus Development - Building							
- Work-in-Progress		2,27,60,658					
Total	0	3,46,88,306	0	0	0		
ii. Revenue Expenditure							
- Salaries, Wages and Allowance etc							
- Rent							
- Other Administrative Expenses							
Total	0	0	0	0	0		
TOTAL (c)	0	3,46,88,306	0	0	0	18,10,39,934	25,52,14,236
NET BALANCE AS AT THE YEAR-END (a+b-c)	38,00,000	6,62,48,816	0	0	0	7,00,48,816	7,15,93,710
GRANT TOTAL (PLAN) A						24,81,45,374	22,35,81,449

(Amount- ₹)

SCHEDULE - 2 DESIGNATED/EARMARKED FUNDS (Cont..)

PARTICULARS B - EMSF A/c	CURRENT YEAR 2015-16		PREVIOUS YEAR 2014-15	
	Opening Balance	5,45,33,449		4,80,35,262
Add: Capitalised Value	0			
Temporary Advance outstanding	73,89,862		1,69,81,597	
Accured Interest (15-16)	63,52,741		77,20,373	
TOTAL	6,82,76,052		7,27,37,232	
Less: Accured Interest (14-15)	77,20,373		71,91,988	
Temporary Adjustment	1,45,50,572		50,04,883	
Equipment transferred to EMSF Fixed Assets			60,06,912	
GRANT TOTAL (EMSF) B	2,22,70,945	4,60,05,107	1,82,03,783	5,45,33,449

SCHEDULE - 2 DESIGNATED/EARMARKED FUNDS (Cont..)

PARTICULARS C - DEBT & DEPOSIT A/C	FUND WISE BREAK UP					TOTAL	
	<i>Human Rights Corpus Fund</i>	<i>Women Studies Fund</i>	<i>Alumini Fund</i>	<i>Student Welfare Fund</i>	<i>House Building Advance</i>	<i>Current Year 2015-16</i>	<i>Previous Year 2014-15</i>
a) Opening Balance	3,63,931	3,07,839	16,85,233	9,75,106	5,80,78,188		
b) Additions to the Funds:							
i. Receipts / Recovery			3,06,065	12,63,980	40,64,619		
ii. Income from Investments					51,58,981		
iii. Accrued Interest (15-16)					14,19,032		
Less: Accrued Interest (14-15)					15,75,584		
iv. Other additions (specify nature)							
TOTAL (b)	0	0	3,06,065	12,63,980	90,67,048		
c) Utilisation/Expenditure towards objectives of funds							
i. Capital Expenditure							
- Fixed Assets							
- Others							
Total							
ii. Revenue Expenditure			1,61,574	3,54,042	2,38,628		
TOTAL (c)	0	0	1,61,574	3,54,042	2,38,628		
NET BALANCE AS AT THE YEAR-END (a+b-c)	3,63,931	3,07,839	18,29,724	18,85,044	6,69,06,608	7,12,93,146	6,14,10,297

SCHEDULE - 2 DESIGNATED/EARMARKED FUNDS (Cont..)

(Amount- ₹)

PARTICULARS	FUND WISE BREAK UP					TOTAL	
	<i>UGC Corpus Fund</i>	<i>MCA & Computer Advance</i>	<i>UDF</i>	<i>Industrial Interface Fund</i>	<i>Infrastructure Development Fund</i>	<i>Current Year 2015-16</i>	<i>Previous Year 2014-15</i>
C - DEBT & DEPOSIT A/C							
a) Opening Balance	72,46,421	71,92,514	1,50,38,196	61,06,579	1,90,73,713		
b) Additions to the Funds:							
i. Receipts / Recovery		32,52,878	2,02,22,866	62,75,000			
ii. Income from Investments			6,29,645				
iii. Accrued Interest (15-16)			1,35,449				
Less: Accrued Interest (14-15)			1,40,144				
iv. Other additions (specify nature)							
TOTAL (b)	0	32,52,878	2,08,47,816	62,75,000	0		
c) Utilisation/Expenditure towards objectives of funds							
i. Capital Expenditure							
- Equipment			35,19,668		3,05,501		
- Furniture							
- Building			1,64,882				
- Work-in-progress - Building			47,40,000				
Total	0	0	84,24,550	0	3,05,501		
ii. Revenue Expenditure							
- Salaries, Wages and Allowance etc			83,34,089				
- Rent							
- Other Administrative Expenses		5,89,200	55,04,267	28,75,006	13,94,181		
Total	0	5,89,200	1,38,38,356	28,75,006	13,94,181		
TOTAL (c)	0	5,89,200	2,22,62,906	28,75,006	16,99,682		
NET BALANCE AS AT THE YEAR-END (a+b-c)	72,46,421	98,56,192	1,36,23,106	95,06,573	1,73,74,031	5,76,06,323	5,46,57,423

SCHEDULE - 2 DESIGNATED/EARMARKED FUNDS (Cont..)

(Amount- ₹)

PARTICULARS	FUND WISE BREAK UP					TOTAL	
	<i>Academic Activity Fund</i>	<i>Computer Lab Fund</i>	<i>Placement Activity Fund</i>	<i>Advance Lab Fund</i>	<i>Software Subscription Fund</i>	<i>Current Year 2015-16</i>	<i>Previous Year 2014-15</i>
C - DEBT & DEPOSIT A/C							
a) Opening Balance	1,81,65,734	3,08,80,794	37,16,702	1,96,37,447	8,92,900		
b) Additions to the Funds:							
i. Receipts / Recovery	51,54,786	1,06,33,495	10,85,100	48,09,625			
ii. Income from Investments							
iii. Accrued Interest (15-16)							
Less: Accrued Interest (14-15)							
iv. Other additions (specify nature)							
TOTAL (b)	51,54,786	1,06,33,495	10,85,100	48,09,625	0		
c) Utilisation/Expenditure towards objectives of funds							
i. Capital Expenditure							
- Equipment							
- Furniture							
- Computer							
Total							
ii. Revenue Expenditure							
- Salaries, Wages and Allowance etc							
- Rent							
- Other Administrative Expenses	25,64,215	0	5,51,076				
Total	25,64,215	0	5,51,076	0	0		
TOTAL (c)	25,64,215	0	5,51,076	0	0		
NET BALANCE AS AT THE YEAR-END (a+b-c)	2,07,56,305	4,15,14,289	42,50,726	2,44,47,072	8,92,900	9,18,61,292	7,32,93,577

SCHEDULE - 2 DESIGNATED/EARMARKED FUNDS (Cont..)

(Amount- ₹)

PARTICULARS	FUND WISE BREAK UP					TOTAL	
	<i>EMSF Overhead</i>	<i>Field Studies / Tour Fund</i>	<i>Library Fund</i>	<i>Sports Fund</i>	<i>Group Medical Insurance Fund</i>	<i>Current Year 2015-16</i>	<i>Previous Year 2014-15</i>
C - DEBT & DEPOSIT A/C							
a) Opening Balance	1,60,99,883	64,53,038	3,22,36,242	76,08,844	13,44,991		
b) Additions to the Funds:							
i. Receipts / Recovery	54,59,990	45,36,000	63,71,565	31,70,999			
ii. Temp. Adv. (Old)							
iii. Income from Investments				3,36,458			
iv. Accrued Interest (15-16)				23,339			
Less: Accrued Interest (14-15)				29,101			
v. Other additions (specify nature)							
TOTAL (b)	54,59,990	45,36,000	63,71,565	35,01,695	0		
c) Utilisation/Expenditure towards objectives of funds							
i. Capital Expenditure							
- Equipment							
- Furniture							
- E-Journals			46,09,116				
Total	0		46,09,116	0	0		
ii. Revenue Expenditure							
- Salaries, Wages and Allowance etc							
- Rent							
- Other Administrative Expenses	48,93,462	18,12,729	0	9,70,670			
Total	48,93,462	18,12,729	0	9,70,670	0	0	
TOTAL (c)	48,93,462	18,12,729	46,09,116	9,70,670	0		
NET BALANCE AS AT THE YEAR-END (a+b-c)	1,66,66,411	91,76,309	3,39,98,691	1,01,39,869	13,44,991	7,13,26,271	6,37,42,998

SCHEDULE - 2 DESIGNATED/EARMARKED FUNDS (Cont..)

(Amount- ₹)

PARTICULARS	FUND WISE BREAK UP					TOTAL	
	<i>Laboratory Fund</i>	<i>Internet Fund</i>	<i>Student Merit Scholarship Fund</i>	<i>IT Service Fund</i>	<i>Staff Welfare Fund</i>	<i>Current Year 2015-16</i>	<i>Previous Year 2014-15</i>
C - DEBT & DEPOSIT A/C							
a) Opening Balance	1,28,88,602	51,89,787	2,33,14,062	29,453	3,59,819		
b) Additions to the Funds:							
i. Receipts / Recovery	38,20,000	2,13,487					
ii. Temp. Adv. Adj.(Old)							
iii. Income from Investments			19,00,986		30,329		
iv. Accrued Interest (15-16)			9,84,118		4,925		
Less: Accrued Interest (14-15)			13,80,605		5,730		
v. Other additions (specify nature)							
TOTAL (b)	38,20,000	2,13,487	15,04,499	0	29,524		
c) Utilisation/Expenditure towards objectives of funds							
i. Capital Expenditure							
- Equipment	5,43,912						
- Furniture							
- Computer	13,32,555						
Total	18,76,467	0	0	0	0		
ii. Revenue Expenditure							
- Salaries, Wages and Allowance etc							
- Rent							
- Other Administrative Expenses	11,236	7,68,208	72,06,360				
Total	11,236	7,68,208	72,06,360	0	0		
TOTAL (c)	18,87,703	7,68,208	72,06,360	0	0		
NET BALANCE AS AT THE YEAR-END (a+b-c)	1,48,20,899	46,35,066	1,76,12,201	29,453	3,89,343	3,74,86,962	4,17,81,723

SCHEDULE - 2 DESIGNATED/EARMARKED FUNDS(Cont..)

(Amount- ₹)

PARTICULARS	FUND WISE BREAK UP				Medical Examination Fund	TOTAL	
	<i>Affiliation & Inspection Fund</i>	<i>Placement Fund</i>	<i>Examination Fund</i>	<i>Media Fund</i>		<i>Current Year 2015-16</i>	<i>Previous Year 2014-15</i>
C - DEBT & DEPOSIT A/C							
a) Opening Balance	9,47,18,340	1,21,01,849	38,13,726	67,88,475	51,28,393		
b) Additions to the Funds:							
i. Receipts / Recovery	2,13,90,500	5,37,000	18,81,310		17,09,945		
ii. Temp. Adv. Adj.(Old)	8,25,000						
iii. Income from Investments	84,44,759	2,27,101	27,124				
iv. Accrued Interest (15-16)	23,51,623	1,34,958	2,860				
Less: Accrued Interest (14-15)	25,99,360	1,86,032	3,452				
Amount already received	2,82,000						
TOTAL (b)	3,01,30,522	7,13,027	19,07,842	0	17,09,945		
c) Utilisation/Expenditure towards objectives of funds							
i. Capital Expenditure							
- Equipment			3,11,945				
- Furniture							
- Computer							
Total	0	0	3,11,945	0	0		
ii. Revenue Expenditure							
- Salaries, Wages and Allowance etc	2,96,23,005						
- Rent							
- Other Administrative Expenses	24,45,930	31,257					
Total	3,20,68,935	31,257	0	0	0		
TOTAL (c)	3,20,68,935	31,257	3,11,945	0	0		
NET BALANCE AS AT THE YEAR-END (a+b-c)	9,27,79,927	1,27,83,619	54,09,623	67,88,475	68,38,338	12,45,99,982	12,25,50,783

SCHEDULE - 2 DESIGNATED/EARMARKED FUNDS (Cont..)

(Amount- ₹)

PARTICULARS	FUND WISE BREAK UP					TOTAL	
	<i>Amenities Development Fund</i>	<i>International Convention Complex Fund</i>	<i>University Corpus Fund</i>	<i>Central Instrumentation Fund</i>	<i>PG Diploma Courses Fund</i>	<i>Current Year 2015-16</i>	<i>Previous Year 2014-15</i>
C - DEBT & DEPOSIT A/C							
a) Opening Balance	1,38,91,892	21,21,30,939	1,62,58,177	38,72,018	22,10,464		
b) Additions to the Funds:							
i. Receipts / Recovery	1,59,78,000			4,26,460	18,84,197		
ii. Income from Investments		1,55,27,114		2,82,469	79,837		
iii. Accrued Interest (15-16)		74,73,381		0			
Less: Accrued Interest (14-15)		76,51,936		2,17,679			
iv. Other additions (specify nature)							
TOTAL (b)	1,59,78,000	1,53,48,559	0	4,91,250	19,64,034		
c) Utilisation/Expenditure towards objectives of funds							
i. Capital Expenditure							
- Equipment	5,15,677						
- Furniture	16,57,762						
- Building - Work in Progress				40,00,000			
Total	21,73,439	0	0	40,00,000	0		
ii. Revenue Expenditure							
- Salaries, Wages and Allowance etc							
- Rent							
- Other Administrative Expenses	1,09,75,088				11,27,660		
Total	1,09,75,088	0	0	0	11,27,660		
TOTAL (c)	1,31,48,527	0	0	40,00,000	11,27,660		
NET BALANCE AS AT THE YEAR-END (a+b-c)	1,67,21,365	22,74,79,498	1,62,58,177	3,63,268	30,46,838	26,38,69,146	24,83,63,490

SCHEDULE - 2 DESIGNATED/EARMARKED FUNDS (Cont..)

(Amount- ₹)

PARTICULARS	FUND WISE BREAK UP					TOTAL	
	<i>Hostel Mess Subsidy Fund</i>	<i>Day Care Centre Fund</i>	<i>Pre-Primary School Fund</i>	<i>National Facility for Isotope Geosciences Fund</i>	<i>Debt & Deposit Interest</i>	<i>Current Year 2015-16</i>	<i>Previous Year 2014-15</i>
C - DEBT & DEPOSIT A/C							
a) Opening Balance	16,12,05,573	50,475	10,04,116	7,54,320	6,23,89,001		
b) Additions to the Funds:							
i. Receipts / Recovery		2,14,985	6,12,660				
ii. Income from Investments	1,25,62,818	4,861	49,025	26,672	2,08,76,548		
iii. Accrued Interest (15-16)	23,82,645				94,00,005		
Less: Accrued Interest (14-15)	25,90,089				94,80,751		
iv. Other - ADD: TDS Deducted					20,783		
TOTAL (b)	1,23,55,374	2,19,846	6,61,685	26,672	2,08,16,585		
c) Utilisation/Expenditure towards objectives of funds							
i. Capital Expenditure							
- Equipment							
- Furniture							
- Building							
Total							
ii. Revenue Expenditure							
- Salaries, Wages and Allowance etc							
- Rent							
- Other Administrative Expenses	19,13,796	55,163	2,68,911	3,84,000	1,67,09,822		
Total	19,13,796	55,163	2,68,911	3,84,000	1,67,09,822		
TOTAL (c)	19,13,796	55,163	2,68,911	3,84,000	1,67,09,822		
NET BALANCE AS AT THE YEAR-END (a+b-c)	17,16,47,151	2,15,158	13,96,890	3,96,992	6,64,95,764	24,01,51,955	22,54,03,485
GRANT TOTAL (DEBT & DEPOSIT) C						95,81,95,077	89,12,03,776
(A) GENERAL ACCOUNTS: SCHEDULE - 2 TOTAL						125,23,45,558	116,93,18,674
(B) DDE ACCOUNTS: SCHEDULE - 2A TOTAL						0	0
(C) PUCC ACCOUNTS: SCHEDULE - 2B TOTAL						0	0
GRAND TOTAL (2) + (2A) + (2B)		0		0		125,23,45,558	116,93,18,674

SCHEDULE - 2a ENDOWMENT FUND

(Amount- ₹)

PARTICULARS	FUND WISE BREAK UP				TOTAL		
	ENDOWMENT	Endowments	Donar's Gold Medals	University Gold Medals	General Endowments	Current Year 2014-15	Previous Year 2013-14
a) Opening Balance :		1,27,98,642	48,19,685	6,75,393	23,23,772		
b) Additions to the Funds:							
i. New Endowment		1,00,000					
ii. Income from Investments		10,68,392	3,49,218	48,600	1,49,125		
iii. Adv.Adjusted (Old)							
iii. Accrued Interest (15-16)		4,72,518	1,54,449	21,494	65,954		
Less: Accrued Interest (14-15)		4,18,083	1,65,386	20,436	79,361		
TOTAL (b)		12,22,827	3,38,281	49,658	1,35,718		
c) Utilisation/Expenditure towards objectives of funds							
i. Capital Expenditure							
- Fixed Assets							
- Others							
Total		0	0	0	0		
ii. Revenue Expenditure							
- Salaries, Wages and allowances etc.							
- Rent							
- Other Administrative expenses		1,21,619			3,930		
Total		1,21,619	0	0	3,930		
TOTAL (c)		1,21,619	0	0	3,930		
NET BALANCE AS AT THE YEAR-END (a+b-c)		1,38,99,850	51,57,966	7,25,051	24,55,560	2,22,38,426	2,06,17,493
(A) GENERAL ACCOUNTS: SCHEDULE - 2a TOTAL						2,22,38,426	2,06,17,493
(B) DDE ACCOUNTS: SCHEDULE - 2aA TOTAL						0	0
(C) PUCC ACCOUNTS: SCHEDULE - 2aB TOTAL						0	0
GRAND TOTAL 2a + 2aA + 2aB						2,22,38,426	2,06,17,493

SCHEDULE - 3 : CURRENT LIABILITIES & PROVISIONS

(Amount- ₹)

PARTICULARS	CURRENT YEAR 2015-16		PREVIOUS YEAR 2014-15	
A. Current Liabilities				
1. Caution Deposits - Ex-Students		89,77,387		1,18,65,262
Caution Deposits - Current Students		39,36,500		37,12,000
Security Deposits		23,22,544		36,05,135
2. Earnest Money Deposit		17,78,347		22,14,140
3. Other Current Liabilities				
a. March 2016 salary paid in April 2016 (Non-Plan)	5,94,66,993		4,34,60,287	
b. March 2016 salary paid in April 2016 (Plan)	6,50,744		1,34,62,861	
c. March 2016 Pension paid in April 2016 (Non-Plan)	43,50,959		34,39,243	
d. Group Insurance	92,657		92,657	
e. Loan from U.D.F to Plan A/c	3,00,000		3,00,000	
f. Outstanding Expenses as on 31.03.2016	59,08,124		96,79,840	
g. Audit Fees for 2015-16			5,00,000	
h. Amount Payable to CPWD	49,21,502		49,21,502	
i. Amount Payable to RITES	3,46,84,920		3,46,84,920	
j. Amount payable to BSNL			29,55,399	
k. Unutilized Grant as on 31.03.2016	4,13,33,899		0	
l. Remittance of Recoveries	6,124		6,124	
m. Receipts against sponsored Projects (Sub-Schedule 3a)	25,40,66,129		24,86,01,877	
n. Receipts against sponsored fellowship & scholarships (Sub-Schedule 3b)	4,05,46,696	44,63,28,747	3,93,74,449	40,14,79,159
Total (A)		46,33,43,525		42,28,75,696
B. Provisions				
1. For Taxation				
2. Actuarial Value of Pension	232,03,92,255		118,29,68,907	
3. Actuarial Value of Gratuity	27,62,79,406		25,34,63,750	
4. Actuarial Value of Leave Encashment	47,83,26,879		39,57,52,555	
5. Expenses Payable				
6. Trade warranties / Claims				
7. Others (specify)				
a. Bonus Payable				
Total (B)		307,49,98,540		183,21,85,212
Total (A) + (B)		353,83,42,065		225,50,60,908
(A) GENERAL ACCOUNTS: SCHEDULE - 3 TOTAL		353,83,42,065		225,50,60,908
(B) DDE ACCOUNTS: SCHEDULE - 3A TOTAL		4,06,47,367		3,61,48,347
(C) PUCC ACCOUNTS: SCHEDULE - 3B TOTAL		31,27,587		22,09,874
GRAND TOTAL (3) + (3A) + (3B)		358,21,17,019		229,34,19,129

SUB - SCHEDULE - 3a & 3b : CURRENT LIABILITIES & PROVISIONS

(Amount- ₹)

Head of Account	Opening Balance as on 01-04-2015		Transactions During the Year 2015-2016		Closing Balance as on 31-03-2016	
	DR	CR	DR	CR	DR	CR
EMSFA/C						
3a. PROJECTS:						
1. University Grant Commission		3,03,35,961	1,24,43,977	1,63,64,120		3,42,56,104
2. Council of Scientific & Industrial Research		44,88,072	31,53,770	16,33,752		29,68,054
3. DAE - NBHM		31,41,388	33,97,483	16,31,275		13,75,180
4. Dept. of Science & Technology		5,32,11,021	3,98,17,412	4,31,49,508		5,65,43,117
5. AICTE		20,91,346				20,91,346
6. ICSSR		45,68,526	44,87,999	21,72,358		22,52,885
7. DBT		2,61,11,098	2,17,58,813	2,85,14,215		3,28,66,500
8. CICT		3,77,278	2,29,562	1,50,000		2,97,716
9. ICMR		36,199	80,000	80,000		36,199
10. Other Agencies		5,19,92,326	3,25,51,527	2,31,01,792		4,25,42,591
11. Fixed Deposit Interest		7,22,48,662	1,09,72,787	1,75,60,562		7,88,36,437
TOTAL - 3a	-	24,86,01,877	12,88,93,330	13,43,57,582		25,40,66,129
3b. FELLOWSHIP:						
1. University Grant Commission		3,37,26,390	1,76,19,173	1,67,53,649		3,28,60,866
2. Council of Scientific & Industrial Research	31,82,319		67,42,625	1,14,91,675		15,66,731
3. Dept. of Science & Technology		15,57,427	22,74,140	29,47,301		22,30,588
4. ICSSR - Post Doctoral Fellowship		5,82,466	20,49,461	22,36,400		7,69,405
5. DBT		1,74,995	7,87,631	7,53,958		1,41,322
6. ICMR		1,04,621	11,92,406	13,08,368		2,20,583
7. Other Agencies		32,28,550	79,40,701	74,69,352		27,57,201
TOTAL - 3b	31,82,319	3,93,74,449	3,86,06,137	4,29,60,703	0	4,05,46,696
GRANT TOTAL (3a+3b)	31,82,319	28,47,94,007	16,74,99,467	17,73,18,285	0	29,46,12,825

SCHEDULE 4 - FIXED ASSETS (FY 2015-16)

(Amount-₹)

DESCRIPTION NON-PLAN	Rate	GROSS BLOCK				DEPRECIATION						NET BLOCK	
		Cost/ Valuation as at beginning of the year	Additions during the year	Deductions during the year	Cost/ Valuation at the year end	As at the beginning of the year	Depreciation on Opening Balance	On Additions during the year	On Deductions during the year	Total Depreciation	Total up to the year end	As at the current year end	As at the previous year end
1	2	3	4	5	6	7	8	9	10	11	12	13	14
I. Land:					(3+4-5)					(8+9-10)	(7+11)	(6-12)	
a) Freehold* - Pondicherry		1,000			1,000							1,000	1,000
b) Freehold* - Port Blair		1,97,165			1,97,165							1,97,165	1,97,165
II. Buildings:													
a) On Freehold Land	2.00	27,07,01,828			27,07,01,828	10,91,32,026	54,14,037			54,14,037	11,45,46,063	15,61,55,765	16,15,69,802
b) On Leasehold Land													
c) Ownership Flats/ Premises													
d) Superstructures on Land not belonging to educational institutions													
III. Plants, machinery & equipment													
IV. Vehicle	10.00	36,07,304			36,07,304	36,07,304					36,07,304		
V. Furniture, Fixtures & Fittings	7.50	3,81,56,853	14,21,831		3,95,78,684	3,30,20,930	28,61,764	1,06,637		29,68,401	3,59,89,332	35,89,352	51,35,923
VI. Office Equipment	7.50	14,08,67,659	4,79,851		14,13,47,510	14,02,73,330	5,94,329	35,989		6,30,318	14,09,03,648	4,43,862	5,94,329
VII. Scientific Equipment	8.00	5,86,168			5,86,168	46,893	46,893			46,893	93,787	4,92,381	5,39,275
VIII. Computer/peripherals	20.00	3,12,69,195	3,35,857		3,16,05,052	3,12,11,195	58,000	67,171		1,25,171	3,13,36,366	2,68,686	58,000
IX. Electric Installations & Fittings													
X. Library books	10.00	12,90,22,070	1,15,44,512		14,05,66,582	12,21,84,754	68,37,316	11,54,451		79,91,767	13,01,76,521	1,03,90,061	68,37,316
XI. Academic Robes		44,150			44,150	44,150					44,150		
XII. Tube wells & water supply													
XIII. Other fixed assets													
a). E - Journals - Intangible Assets													
b). Journals - Software													
c). Computer Softwares													
d). Gymnasium Equipments													
e). Kitchen Equipments													
f). Sanitary Napkin Incinerator													
Total Tangible Assets		61,44,53,392	1,37,82,051		62,82,35,443	43,95,20,583	1,58,12,339	13,64,249		1,71,76,588	45,66,97,171	17,15,38,272	17,49,32,809
Intangible Assets													
a. E-Journals	40.00	1,76,18,741	1,73,70,581		3,49,89,322	70,47,496	70,47,496	69,48,232		1,39,95,729	2,10,43,225	1,39,46,097	1,05,71,245
b. Journals - Software	40.00	75,000	9,57,690		10,32,690	30,000	30,000	3,83,076		4,13,076	4,43,076	5,89,614	45,000
Total Intangible Assets		1,76,93,741	1,83,28,271		3,60,22,012	70,77,496	70,77,496	73,31,308		1,44,08,805	2,14,86,301	1,45,35,711	1,06,16,245
A. Total of CURRENT YEAR		63,21,47,133	3,21,10,322		66,42,57,455	44,65,98,079	2,28,89,836	86,95,557		3,15,85,393	47,81,83,472	18,60,73,983	18,55,49,054
PREVIOUS YEAR		60,52,27,812	2,69,19,321		63,21,47,133	43,02,75,854	83,64,304	79,57,921		1,63,22,225	44,65,98,079	18,55,49,054	17,49,51,958

SCHEDULE 4 - FIXED ASSETS (FY 2015-16)

(Amount-₹)

DESCRIPTION PLAN	Rate	GROSS BLOCK				DEPRECIATION						NET BLOCK	
		Cost/ Valuation as at beginning of the year	Additions during the year	Deductions during the year	Cost/ Valuation at the year end	As at the beginning of the year	Depreciation on Opening Balance	On Additions during the year	On Deductions during the year	Total Depreciation	Total up to the year end	As at the current year end	As at the previous year end
1	2	3	4	5	6	7	8	9	10	11	12	13	14
I. Land:					(3+4-5)					(8+9-10)	(7+11)	(6-12)	
a) Freehold*													
b) Leasehold -													
II. Buildings:													
a) On Freehold Land	2.00	183,99,02,800	61,40,872		184,60,43,672	8,10,49,351		1,22,817		1,22,817	8,11,72,169	176,48,71,503	175,88,53,449
b) On Leasehold Land													
c) Ownership Flats/ Premises													
d) Superstructures on Land not belonging to educational institutions													
III. Plants, machinery & equipment	5.00	3,33,210			3,33,210	46,123	16,661			16,661	62,783	2,70,427	2,87,088
IV. Vehicle	10.00	59,35,279			59,35,279	40,77,065	5,93,528			5,93,528	46,70,593	12,64,686	18,58,214
V. Furniture & Fixtures	7.50	16,92,34,558	68,81,707		17,61,16,265	5,00,49,547	1,26,92,592	5,16,128		1,32,08,720	6,32,58,267	11,28,57,998	11,91,85,011
VI. Office Equipment	7.50	82,21,91,903	11,55,524	6,57,94,051	75,75,53,376	27,82,71,857	6,16,64,393	86,664	90,76,034	5,26,75,023	33,09,46,880	42,66,06,496	54,39,20,046
VII. Computer/peripherals	20.00	5,37,48,833	11,24,017		5,48,72,850	3,61,17,533	1,07,49,767	2,24,803		1,09,74,570	4,70,92,103	77,80,747	1,76,31,300
VIII. Electric Installations & Fittings													
IX. Library books	10.00	10,33,85,516			10,33,85,516	7,39,36,202	1,03,38,552			1,03,38,552	8,42,74,754	1,91,10,762	2,94,49,314
X. Academic Robes													
Xi. Tube wells & water supply													
Xii. Other fixed assets													
a). E - Journals - Intangible Assets													
b). Audio Visual Equipments													
c). Computer Softwares													
d). Gymnasium Equipments													
e). Kitchen Equipments													
f). Sanitary Napkin Incinerator													
Total Tangible Assets		299,47,32,099	1,53,02,120	6,57,94,051	294,42,40,168	52,35,47,680	9,60,55,491	9,50,413	90,76,034	8,79,29,872	61,14,77,550	233,27,62,618	247,11,84,419
Intangible Assets													
a. E-Journals	40.00	3,11,631			3,11,631	1,24,652	1,24,652			1,24,652	2,49,305	62,326	1,86,979
Total Intangible Assets		3,11,631			3,11,631	1,24,652	1,24,652			1,24,652	2,49,305	62,326	1,86,979
A. Total of CURRENT YEAR		299,50,43,730	1,53,02,120	6,57,94,051	294,45,51,799	52,36,72,332	9,61,80,144	9,50,413	90,76,034	8,80,54,524	61,17,26,855	233,28,24,944	247,13,71,398
XII. a.Capital Work-in-progress - CPWD		63,16,08,294	14,71,64,052	46,86,041	77,40,86,305							77,40,86,305	63,16,08,294
b. Capital Work-in-progress - RITES		60,71,22,289	1,82,88,777	5,15,61,578	57,38,49,488							57,38,49,488	60,71,22,289
C. Work-in-Progress - HR TEM Equipment			6,57,94,051		6,57,94,051							6,57,94,051	
TRANSFER TO ASSETS													
B. NET WORK-IN-PROGRESS		123,87,30,583	23,12,46,880		141,37,29,844							141,37,29,844	123,87,30,583
GRANT TOTAL (A+B)		423,37,74,313	24,65,49,000	6,57,94,051	435,82,81,643	52,36,72,332	9,61,80,144	9,50,413	90,76,034	8,80,54,524	61,17,26,855	374,65,54,788	371,01,01,981
PREVIOUS YEAR		420,67,56,475	48,38,28,556	45,68,10,718	423,37,74,313	39,06,94,131	13,10,98,574	18,79,626		13,29,78,201	52,36,72,332	371,01,01,981	381,60,62,344

(Amount-₹)

SCHEDULE 4 - FIXED ASSETS (FY 2015-16)

DESCRIPTION UDF	Rate	GROSS BLOCK				DEPRECIATION						NET BLOCK	
		Cost/ Valuation as at beginning of the year	Additions during the year	Deductions during the year	Cost/ Valuation at the year end	As at the beginning of the year	Depreciation on Opening Balance	On Additions during the year	On Deductions during the year	Total Depreciation	Total up to the year end	As at the current year end	As at the previous year end
1	2	3	4	5	6	7	8	9	10	11	12	13	14
I. Land:					(3+4-5)					(8+9-10)	(7+11)	(6-12)	
a) Freehold* -													
b) Leasehold -													
II. Buildings:													
a) On Freehold Land	2.00	2,28,53,882	1,64,882		2,30,18,764	29,27,093	5,22,261	3,298		5,25,558	34,52,651	1,95,66,113	1,99,26,789
b) On Leasehold Land													
c) Ownership Flats/ Premises													
d) Superstructures on Land not belonging to educational institutions													
III. Plants, machinery & equipment													
IV. Vehicle	10.00	10,17,079			10,17,079	3,92,104	1,01,708			1,01,708	4,93,812	5,23,267	6,24,975
V. Furniture & Fixtures	7.50	15,11,715			15,11,715	3,24,636	1,46,909			1,46,909	4,71,544	10,40,171	11,87,079
VI. Office Equipment	7.50	1,04,95,512	35,19,668		1,40,15,180	16,01,027	11,39,354	2,63,975		14,03,330	30,04,356	1,10,10,824	88,94,485
VII. Computer/peripherals	20.00												
VIII. Electric Installations & Fittings													
IX. Library books	10.00	2,61,816			2,61,816	75,980	26,182			26,182	1,02,162	1,59,654	1,85,836
X. Academic Robes													
Xi. Tube wells & water supply													
Xii. Other fixed assets													
a). Laboratory Equipments													
b). Audio Visual Equipments													
c). Computer Softwares													
d). Gymnasium Equipments													
e). Kitchen Equipments													
f). Sanitary Napkin Incinerator													
A. Total of CURRENT YEAR		3,61,40,004	36,84,550		3,98,24,554	53,20,841	19,36,414	2,67,274		22,03,687	75,24,527	3,23,00,028	3,08,19,164
B. Capital Work-in-progress - CPWD			47,40,000		47,40,000							47,40,000	
B. NET WORK-IN-PROGRESS			47,40,000		47,40,000							47,40,000	
GRANT TOTAL (A+B)		3,61,40,004	84,24,550		4,45,64,554	53,20,841	19,36,414	2,67,274		22,03,687	75,24,527	3,70,40,028	3,08,19,164
PREVIOUS YEAR		2,77,37,923	84,02,081		3,61,40,004	42,86,234	10,34,606			10,34,606	53,20,841	3,08,19,164	2,34,51,688

Note: The depreciation for the year 2014-15 was included in the Depreciation on Opening Balance

SCHEDULE 4 - FIXED ASSETS (FY 2015-16)

(Amount-₹)

DESCRIPTION DEBT & DEPOSIT	Rate	GROSS BLOCK				DEPRECIATION						NET BLOCK	
		Cost/Valuation as at beginning of the year	Additions during the year	Deductions during the year	Cost/ Valuation at the year end	As at the beginning of the year	Depreciation on Opening Balance	On Additions during the year	On Deductions during the year	Total Depreciation	Total up to the year end	As at the current year end	As at the previous year end
1	2	3	4	5	6	7	8	9	10	11	12	13	14
I. Land:					(3+4-5)					(8+9-10)	(7+11)	(6-12)	
a) Freehold*													
b) Leasehold -													
II. Buildings:													
a) On Freehold Land	2.00												
b) On Leasehold Land													
c) Ownership Flats/ Premises													
III. Plants, machinery & equipment													
IV. Vehicle	10.00												
V. Furniture & Fixtures	7.50	10,96,075	16,57,762		27,53,837	5,05,505	82,206	1,24,332		2,06,538	7,12,043	20,41,794	5,90,570
VI. Office Equipment	7.50	88,27,960	16,77,035		1,05,04,995	22,07,237	6,62,097	1,25,778		7,87,875	29,95,112	75,09,883	66,20,723
VII. Computer/peripherals	20.00	1,46,453	13,32,555		14,79,008	77,726	29,291	2,66,511		2,95,802	3,73,527	11,05,481	68,727
VIII. Electric Installations & Fittings													
IX. Library books	10.00												
X. Academic Robes													
Xi. Tube wells & water supply													
Xii. Other fixed assets													
a). Laboratory Equipments													
b). Audio Visual Equipments													
c). Computer Softwares													
d). Gymnasium Equipments													
Total Tangible Assets		1,00,70,488	46,67,352		1,47,37,840	27,90,468	7,73,593	5,16,621		12,90,214	40,80,682	1,06,57,158	72,80,020
Intangible Assets													
a. E-Journals	40.00		46,09,116		46,09,116			18,43,646		18,43,646	18,43,646	27,65,470	
Total Intangible Assets			46,09,116		46,09,116			18,43,646		18,43,646	18,43,646	27,65,470	
A. Total of CURRENT YEAR		1,00,70,488	92,76,468		1,93,46,956	27,90,468	7,73,593	23,60,267		31,33,860	59,24,329	1,34,22,627	72,80,020
XII. a.Capital Work-in-progress - CPWD			40,00,000		40,00,000							40,00,000	
XII. a.Capital Work-in-progress - RITES		12,51,13,219			12,51,13,219							12,51,13,219	12,51,13,219
B. NET WORK-IN-PROGRESS		12,51,13,219	40,00,000		12,91,13,219							12,91,13,219	12,51,13,219
GRANT TOTAL (A+B)		13,51,83,707	1,32,76,468		14,84,60,175	27,90,468	7,73,593	23,60,267		31,33,860	59,24,329	14,25,35,846	13,23,93,239
PREVIOUS YEAR		95,19,709	12,47,82,831		13,51,83,707	20,16,875	7,32,285	41,308		7,73,593	27,90,468	13,23,93,239	83,84,001
(7) GENERAL ACCOUNTS TOTAL		503,72,45,157	30,03,60,340	6,57,94,051	521,55,63,827	97,83,81,721	12,17,79,986	1,22,73,511	90,76,034	12,49,77,464	110,33,59,183	411,22,04,644	34,87,61,456

SCHEDULE 4A - FIXED ASSETS (FY 2015-16)

(Amount-₹)

DESCRIPTION	Rate	GROSS BLOCK				DEPRECIATION						NET BLOCK	
		Cost/ Valuation as at beginning of the year	Additions during the year	Deductions during the year	Cost/ Valuation at the year end	As at the beginning of the year	Depreciation on Opening Balance	On Additions during the year	On Deductions during the year	Total Depreciation	Total up to the year end	As at the current year end	As at the previous year end
1	2	3	4	5	6	7	8	9	10	11	12	13	14
I. Land:					(3+4-5)					(8+9-10)	(7+11)	(6-12)	
a) Freehold*													
b) Leasehold													
II. Buildings:													
a) On Freehold Land	2.00	3,53,67,664			3,53,67,664	71,36,262	7,07,353			7,07,353	78,43,615	2,75,24,049	2,82,31,402
b) On Leasehold Land													
c) Ownership Flats/ Premises													
d) Superstructures on Land not belonging to educational institutions													
III. Plants, machinery & equipment													
IV. Vehicle	10.00	52,17,006			52,17,006	27,55,568	5,21,701			5,21,701	32,77,269	19,39,737	24,61,438
V. Furniture & Fixtures	7.50	22,94,088	1,19,756		24,13,844	14,35,232	1,72,057	8,982		1,81,038	16,16,270	7,97,574	8,58,856
VI. Office Equipment	7.50	56,03,623			56,03,623	36,31,803	4,20,272			4,20,272	40,52,075	15,51,548	19,71,820
VII. Computer/peripherals	20.00	2,63,202	4,59,293		7,22,495	1,57,150	52,640	91,859		1,44,499	3,01,649	4,20,846	1,06,052
VIII. Electric Installations & Fittings													
IX. Library books	10.00	1,25,82,159			1,25,82,159	40,22,623	12,58,216			12,58,216	52,80,839	73,01,320	85,59,536
X. Tube wells & water supply													
XI. Other fixed assets													
a). Laboratory Equipments													
b). Audio Visual Equipments													
c). Computer Softwares													
d). Gymnasium Equipments													
e). Kitchen Equipments													
A. Total of CURRENT YEAR		6,13,27,742	5,79,049		6,19,06,791	1,91,38,639	31,32,239	1,00,840		32,33,079	2,23,71,718	3,95,35,068	4,21,89,099
PREVIOUS YEAR		5,90,45,123	22,82,619		6,13,27,742	1,60,06,400	28,98,939	2,33,300		31,32,239	1,91,38,639	4,21,89,099	4,30,38,719

SCHEDULE 4A - FIXED ASSETS (FY 2015-16)

(Amount-₹)

DESCRIPTION COMMUNITY COLLEGE	Rate	GROSS BLOCK				DEPRECIATION						NET BLOCK	
		Cost/ Valuation as at beginning of the year	Additions during the year	Deductions during the year	Cost/ Valuation at the year end	As at the beginning of the year	Depreciation on Opening Balance	On Additions during the year	On Deductions during the year	Total Depreciation	Total up to the year end	As at the current year end	As at the previous year end
1	2	3	4	5	6	7	8	9	10	11	12	13	14
I. Land:					(3+4-5)					(8+9-10)	(7+11)	(6-12)	
a) Freehold*						0				0	0	0	0
b) Leasehold													
II. Buildings:													
a) On Freehold Land	2.00	1,46,65,645			1,46,65,645	25,52,735	2,93,313			2,93,313	28,46,048	1,18,19,597	1,21,12,910
b) On Leasehold Land													
c) Ownership Flats/ Premises													
d) Superstructures on Land not belonging to educational institutions													
III. Plants, machinery & equipment													
IV. Vehicle	10.00	8,09,668			8,09,668	4,90,857	80,967			80,967	5,71,824	2,37,844	3,18,811
V. Furniture & Fixtures	7.50	54,48,482	6,43,190		60,91,672	23,01,172	4,08,636	48,239		4,56,875	27,58,047	33,33,625	31,47,310
VI. Office Equipment	7.50	1,35,32,176	21,04,543		1,56,36,719	74,43,652	10,14,913	1,57,841		11,72,754	86,16,406	70,20,313	60,88,524
VII. Computer/peripherals	20.00	16,09,475	5,32,551		21,42,026	15,99,224	3,21,895	1,06,510		4,28,405	20,27,629	1,14,397	10,251
VIII. Electric Installations & Fittings													
IX. Library books	10.00	14,04,502	1,11,343		15,15,845	14,00,559	1,04,152	11,134		1,15,287	15,15,846		3,943
X. Tube wells & water supply													
XI. Other fixed assets													
a). Laboratory Equipments													
b). Audio Visual Equipments													
c). Computer Softwares													
d). Gymnasium Equipments													
e). Kitchen Equipments													
f). Sanitary Napkin Incinerator													
A. Total of CURRENT YEAR		3,74,69,948	33,91,627		4,08,61,575	1,57,88,199	22,23,876	3,23,724		25,47,601	1,83,35,800	2,25,25,769	2,16,81,746
PREVIOUS YEAR		3,64,18,639	10,51,309		3,74,69,948	1,39,60,482	17,31,986	95,731		18,27,717	1,57,88,199	2,16,81,746	2,24,58,155

FIXED ASSET

Total Tangible Asset General Account		365,53,95,983	3,74,36,073	6,57,94,051	362,70,38,005	97,11,79,572	11,45,77,838	30,98,556	90,76,034	10,86,00,361	107,97,79,930	254,72,58,076	268,42,16,412
(A) GENERAL ACCOUNTS: SCHEDULE - 4 TOTAL		365,53,95,983	3,74,36,073	6,57,94,051	362,70,38,005	97,11,79,572	11,45,77,838	30,98,556	90,76,034	12,49,77,464	107,97,79,930	254,72,58,076	268,42,16,412
(B) DDE ACCOUNTS: SCHEDULE - 4A TOTAL		6,13,27,742	5,79,049		6,19,06,791	1,91,38,639	31,32,239	1,00,840		32,33,079	2,23,71,718	3,95,35,068	4,21,89,099
(C) PUCC ACCOUNTS: SCHEDULE - 4B TOTAL		3,74,69,948	33,91,627		4,08,61,575	1,57,88,199	22,23,876	3,23,724		25,47,601	1,83,35,800	2,25,25,769	2,16,81,746
TOTAL (4) + (4A) + (4B) = A		375,41,93,673	4,14,06,749	6,57,94,051	372,98,06,371	100,61,06,410	11,99,33,952	35,23,121	90,76,034	13,07,58,143	112,04,87,448	260,93,18,912	274,80,87,257
Total Intangible Asset General Account = B		1,80,05,372	2,29,37,387		4,09,42,759	72,02,149	72,02,149	91,74,955		1,63,77,104	2,35,79,252	1,73,63,506	1,08,03,223
GRAND TOTAL = A+B		377,21,99,045	6,43,44,136	6,57,94,051	377,07,49,130	101,33,08,559	12,71,36,101	1,26,98,076	90,76,034	14,71,35,247	114,40,66,700	262,66,82,418	275,88,90,481

WORK IN PROGRESS

(A) GENERAL ACCOUNTS: SCHEDULE - 4 TOTAL		136,38,43,802	23,99,86,880		154,75,83,063							154,75,83,063	136,38,43,802
(B) DDE ACCOUNTS: SCHEDULE - 4A TOTAL													
(C) PUCC ACCOUNTS: SCHEDULE - 4B TOTAL													
GRAND TOTAL (4) + (4A) + (4B)		136,38,43,802	23,99,86,880		154,75,83,063							154,75,83,063	136,38,43,802

SCHEDULE - 5 : INVESTMENTS
Earmarked / Endowment Funds

(Amount-₹)

PARTICULARS	CURRENT YEAR 2015-16		PREVIOUS YEAR 2014-15	
1. Others: With Scheduled Banks				
EMSF	19,54,10,526		22,93,27,959	
Endowment Fund	1,82,97,613		1,85,80,259	
(A) GENERAL ACCOUNTS: SCHEDULE - 5 TOTAL		21,37,08,139		24,79,08,218
(B) DDE ACCOUNTS: SCHEDULE - 5A TOTAL		0		0
(C) PUCC ACCOUNTS: SCHEDULE - 5B TOTAL		0		0
GRAND TOTAL (5) + (5A) + (5B)		21,37,08,139		24,79,08,218
TOTAL		21,37,08,139		24,79,08,218

SCHEDULE -6 : INVESTMENT - Others

PARTICULARS	CURRENT YEAR 2015-16		PREVIOUS YEAR 2014-15	
1. In Central Government Securities				
2. In State Government Securities				
3. Other approved Securities				
4. Others				
Non-Plan			1,75,00,000	
Plan	4,00,00,000		11,18,99,345	
HBA	5,60,14,966		5,55,00,000	
Debt & Deposit	26,17,38,804		25,52,03,197	
Student Merit Scholarship	1,89,79,250		2,09,55,823	
Placement	1,14,90,584		1,14,47,397	
Staff Welfare Fund	3,20,000		3,20,000	
Affiliation & Inspection Fund	8,44,65,417		8,40,00,000	
Central Instrumentation Facility			29,56,700	
UDF	75,00,000		75,00,000	
Examination Fund	3,00,000		3,00,000	
Hostel Mess Subsidy Fund	15,58,76,740		15,54,18,875	
Sports Fund	25,00,000		25,00,000	
Internationla Convention Centre	18,30,90,124	82,22,75,885	20,67,15,713	93,22,17,050
TOTAL		82,22,75,885		93,22,17,050

(A) GENERAL ACCOUNTS: SCHEDULE - 6 TOTAL		82,22,75,885		93,22,17,050
(B) DDE ACCOUNTS: SCHEDULE - 6A TOTAL		56,84,61,598		61,12,37,953
(C) PUCC ACCOUNTS: SCHEDULE - 6B TOTAL		0		0
GRAND TOTAL (6) + (6A) + (6B)		139,07,37,483		154,34,55,003

SCHEDULE - 7 : CURRENT ASSETS

(Amount - ₹)

PARTICULARS	CURRENT YEAR 2015-16		PREVIOUS YEAR 2014-15	
1. Stock:				
a. Closing Stock		23,90,811		14,70,039
2. Sundry Debtors:				
a. Debts Outstanding for a period exceeding six months				
b. Others				
3. Imprest		31,020		20,750
4. Bank Balances				
a. With Scheduled Banks: In Current Accounts				
EMSF	1,94,27,395		3,52,53,312	
Endowment Fund	32,26,399		13,53,968	
Non-Plan	4,13,33,899		5,25,09,307	
Plan	15,35,89,799		3,74,58,864	
HBA	95,33,234		10,63,228	
Debt & Deposit	7,32,13,785		4,99,56,242	
Student Merit Scholarship	18,32,693		9,77,634	
Placement	11,86,385		4,96,728	
Staff Welfare Fund	64,418		34,089	
Affiliation & Inspection Fund	45,51,265		64,52,966	
Central Instrumentation Facility	3,69,343		7,03,714	
UDF	58,16,344		72,26,739	
Examination Fund	52,64,838		34,92,137	
PGDCF	30,94,038		22,10,464	
NFIG Fund	3,96,992		7,54,320	
Pre-Primary School	13,96,831		10,04,057	
Day Care Centre	2,15,158		50,475	
Hostel Mess Subsidy Fund	1,33,87,766		31,96,609	
Sports Fund	58,33,261		32,95,474	
IT Service Fund	29,453		29,453	
International Convention Centre	3,94,25,375	38,31,88,671	2,72,672	20,77,92,452
b. With non-Scheduled Banks: -In Current Accounts				
- In Current Accounts				
- In Term Deposit Accounts				
- In Savings Accounts				
TOTAL		38,56,10,502		20,92,83,241
(A) GENERAL ACCOUNTS: SCHEDULE - 7 TOTAL		38,56,10,502		20,92,83,241
(B) DDE ACCOUNTS: SCHEDULE - 7A TOTAL		20,16,96,172		2,99,23,845
(C) PUCC ACCOUNTS: SCHEDULE - 7B TOTAL		1,53,46,656		1,06,59,067
GRAND TOTAL (7) + (7A) + (7B)		60,26,53,330		24,98,66,153

SCHEDULE - 8 : LOANS, ADVANCES & DEPOSITS

(Amount-₹)

PARTICULARS	CURRENT YEAR 2015-16		PREVIOUS YEAR 2014-15	
1. Advances to employees: (Non-interest bearing)				
Festival	65,24,214		59,03,014	
LTC	1,97,000		77,000	
Tour Advance	32,000		1,10,000	
Medical Advance	94,500	68,47,714	0	60,90,014
2. Long Term Advances to employees: (Interest bearing)				
a. MCA	32,02,745		35,89,408	
b. HBA	0	32,02,745	2,49,939	38,39,347
3. Advances and other amounts recoverable in cash or in kind or for value to be received:				
L.C Opening Balance	0		60,06,912	
Add: Plan L.C 2015-2016				
Add: EMSF 2015-2016				
Less: Transfer to Equipment (Plan)				
Transfer to Equipment (EMSF)			60,06,912	0
Journals Advance Payment - Opening Balance	6,81,170		1,73,21,012	
Add: Advance Payment 2015-2016			0	
Less: Journals Received 2014-2015 (Non-Plan)	6,81,170	0	1,66,39,842	6,81,170
Opening Balance (CPWD)			12,05,00,000	
Add: During the Year Plan				
Less: Transferred to Building				
: Work in Progress				
Opening Balance (RITES)				
Add: During the Year Plan				
: During the Year EMSF			0	
: During the Year - Major Building Fund			0	
: New Convention Centre (Auditorium)			0	
Less: Transferred to Work in Progress			12,05,00,000	0

SCHEDULE - 8 : LOANS, ADVANCES & DEPOSITS (Cont...)

(Amount-₹)

PARTICULARS	CURRENT YEAR 2015-16		PREVIOUS YEAR 2014-15	
Others - Temproary Advance Outstanding				
Non Plan	77,93,884		14,19,624	
Plan	1,27,792		1,60,000	
EMSF	1,05,22,037		1,76,82,747	
U.D.F	1,42,000		7,36,862	
Debt & Deposit	12,47,000	1,98,32,713	18,82,000	2,18,81,233
4. Prepaid Expenses				
Insurance	2,33,187		1,69,571	
Franking Machine AMC 2016-2017		2,33,187	12,500	1,82,071
5. Deposits:				
a. Telephone	3,79,030		3,79,030	
b. Electricity	97,67,891		97,67,891	
c. F.M. Radio Bank Guarantee	25,000		25,000	
d. LPG Deposit	1,16,250		1,16,250	
e. Deposti with BSNL	61,09,530	1,63,97,701	61,09,530	1,63,97,701
6. Income Accrued:				
a. Investments from Earmarked / Endowment Funds:				
EMSF	63,52,741		77,20,373	
Endowment Fund	7,14,414		6,83,266	84,03,639
b. Investments from Others:				
Non-Plan	0		15,10,380	
Plan	78,904		6,20,647	
HBA	14,19,032		15,75,584	
Debt & Deposit	94,00,005		94,80,751	
Student Merit Scholarship	9,84,118		13,80,605	
Placement	1,34,958		1,86,032	
Staff Welfare Fund	4,925		5,730	
Affiliation & Inspection Fund	23,51,623		25,99,360	
Central Instrumentation Facility			2,17,679	
UDF	1,35,449		1,40,144	
Examination Fund	2,860		3,452	
Hostel Mess Subsidy Fund	23,82,645		25,90,089	
Sports Fund	23,339		29,101	
Internationla Convention Centre	74,73,381	3,14,58,394	76,51,936	2,79,91,490
b. On Loans and Advances				
c. Others				

SCHEDULE - 8 : LOANS, ADVANCES & DEPOSITS (Cont..)

(Amount-₹)

PARTICULARS	CURRENT YEAR 2015-16		PREVIOUS YEAR 2014-15	
7. Other Receivables				
a. Debit balances in sponsored projects				
b. Other Advance-(Telephone Charges - Detailed Bills)				
Library fine dues (15-16)				
Rent dues (15-16)	3,60,000			
Interest from RITES	32,44,978		2,02,27,530	
b. Debit balances in Fellowship & Scholarship				
e. Staff Advance (Other Advance)				
Inspection / Affiliation Fund due from College	22,50,000		25,32,000	
Loan to Plan A/c from UDF	3,00,000	61,54,978	3,00,000	2,30,59,530
8. Claims Receivable				
Interest to be received from Banks		20,783		
Grants Receivables - Plan A/c (Sub-Schedule - 8a)		5,26,95,466		5,53,80,579
Debit balance in Sponsored Projects(Sub Schedule - 8b)		2,95,34,961		2,03,65,680
Debit balance in Fellowship & Scholarship(Sub Schedule - 8c)		6,69,06,354		1,91,29,258
TOTAL		23,32,84,996		20,34,01,712

(A) GENERAL ACCOUNTS: SCHEDULE - 8 TOTAL		23,32,84,996		20,34,01,712
(B) DDE ACCOUNTS: SCHEDULE - 8A TOTAL		1,43,91,870		1,64,88,937
(C) PUCC ACCOUNTS: SCHEDULE - 8B TOTAL		9,79,275		11,39,296
GRAND TOTAL (8) + (8A) + (8B)		24,86,56,141		22,10,29,945

SUB-SCHEDULE - 8a : LOANS, ADVANCES & DEPOSITS

(Amount-₹)

PARTICULARS PLAN A/C	FUND WISE BREAK UP				TOTAL	
	Centre for Study of Social Exclusion & Inclusion Policy	Implementaion of OBC Reservation	Centre for Women Studies	Establishment of Gandhian Studies	Current Year 2015-16	Previous Year 2014-15
a) Opening Balance	-1,28,00,510	-4,21,52,170	-4,07,374	-20,525		
b) Additions to the Funds:						
i. Receipts	69,75,823					
TOTAL (b)	69,75,823	0	0	0		
c) Utilisation/Expenditure towards objectives of funds						
i. Capital Expenditure						
- Equipment						
- Computer						
- Books & Journals						
- Furniture						
- Campus Development - Building						
- Work-in-Progress						
Total	0	0	0	0		
ii. Revenue Expenditure						
- Salaries, Wages and Allowance etc	41,86,501					
- Other Administrative Expenses	38,209					
Total	42,24,710		66,000			
TOTAL (c)	42,24,710	0	66,000	0		
NET BALANCE AS AT THE YEAR-END (a+b-c)	-1,00,49,397	-4,21,52,170	-4,73,374	-20,525	-5,26,95,466	-5,11,46,110

SUB-SCHEDULE - 8b & 8c : LOANS, ADVANCES & DEPOSITS

(Amount-₹)

Head of Account	Opening Balance as on 01-04-2015		Transactions During the Year		Closing Balance as on 31-03-2016	
	DR	CR	DR	CR	DR	CR
EMSFA/C						
8b. PROJECTS:						
1. University Grant Commission	82,31,584		12,01,344	2,05,714	-92,27,214	
2. Council of Scientific & Industrial Research	7,05,143		1,83,651		-8,88,794	
3. Dept. of Science & Technology	42,36,283		46,85,861	7,65,343	-81,56,801	
4. AICTE	1,57,220				-1,57,220	
5. DBT	28,50,062		25,54,284		-54,04,346	
6. ICMR	33,675				-33,675	
7. CICT	3,42,792				-3,42,792	
8. Other Agencies	38,08,921		27,49,390	12,34,192	-53,24,119	
TOTAL - 8b	2,03,65,680	0	1,13,74,530	22,05,249	-2,95,34,961	
8c. FELLOWSHIP:						
1. University Grant Commission	1,54,77,799		5,22,04,242	12,24,827	-6,64,57,214	
2. Other Agencies	4,69,140			20,000	-4,49,140	
TOTAL - 8c	1,59,46,939	0	5,22,04,242	12,44,827	-6,69,06,354	
GRANT TOTAL (8b+8c)	3,63,12,619	0	6,35,78,772	34,50,076	-9,64,41,315	

SCHEDULES FORMING PART OF INCOME & EXPENDITURE ACCOUNT

SCHEDULE -9 : ACADEMIC RECEIPTS

(Amount-₹)

PARTICULARS	CURRENT YEAR 2015-16		PREVIOUS YEAR 2014-15	
	Plan A/c	Non-Plan A/c	Plan A/c	Non-Plan A/c
Fee From Students				
Academic Fees				
1. Tuition fee		3,53,55,282		4,92,66,395
2. Admission fee				
3. Enrolment fee				
4. Library Admission fee				
5. Laboratory fee				
6. Sports fee				
7. Registration fee		27,43,796		23,34,508
8. Recognition fee				
Total (A)		3,80,99,078		5,16,00,903
Examination Fees				
1. Admission test fee				
2. Annual Examination fee		11,11,41,235		11,76,91,282
3. Mark sheet, certificate fee		96,96,953		1,52,75,687
Total (B)	0	12,08,38,188	0	13,29,66,969

SCHEDULE -9 : ACADEMIC RECEIPTS (Cont...)

(Amount-₹)

PARTICULARS	CURRENT YEAR 2015-16		PREVIOUS YEAR 2014-15	
	Plan A/c	Non-Plan A/c	Plan A/c	Non-Plan A/c
Other Fees				
1. Identity card fee				
2. Fine/Miscellaneous fee		9,17,486		9,28,155
Add: Library Fine Due (15-16)				
Less: Library Fine Due (14-15)				9,21,169
3. Medical fee				
4. Transportation fee				
5. Penalty fee				
6. Convocation Fee				
7. Matric fee				
8. Study Material				
9. Hostel fee		11,39,985		12,97,595
Total (C)		20,57,471		13,04,581
Sale of Publications				
1. Sale of Syallabus and Question Paper, etc				
2. Sale of prospectus including admission forms		71,16,591		80,22,837
3. Student Aid Fund				
4. University Development Fund				
Total (D)		71,16,591	0	80,22,837
Grand Total (A+B+C+D)	0	16,81,11,328	0	19,38,95,290

SCHEDULE - 10 : GRANTS & DONATIONS

(Amount-₹)

PARTICULARS	CURRENT YEAR 2015-16		PREVIOUS YEAR 2014-15	
	Plan A/c	Non-Plan A/c	Plan A/c	Non-Plan A/c
1. Central Government				
a. Maintenance Grant (15-16)	4,75,02,191	98,09,92,000	20,00,90,842	61,69,62,000
Add: Advance Grant				18,94,46,000
Less: Capitalised Value		3,21,10,322		2,69,19,321
2. State Government(s)				
3. Government Agencies				
4. Institutions/Welfare Bodies				
5. International Organisations				
6. Others (Specify)				
TOTAL	4,75,02,191	94,88,81,678	20,00,90,842	77,94,88,679

SCHEDULE - 11 : INCOME FROM INVESTMENTS**(I). Investment from Earmarked/Endowment Fund**

PARTICULARS	CURRENT YEAR 2015-16		PREVIOUS YEAR 2014-15	
	Plan A/c	Non-Plan A/c	Plan A/c	Non-Plan A/c
1. Interest				
a. On Govt. Securities				
b. Other Bonds/Debentures				
2. Income received				
a. Each Fund separately				
3. Income accrued				
a. Non-Plan				
4. Others (Specify)				
a. Interest on Term Deposit				
TOTAL	0	0	0	0
TRANSFERRED TO EARMARKED/ ENDOWMENT FUNDS				

(II). Investment from other than Earmarked/Endowment Fund

(Amount-₹)

PARTICULARS	CURRENT YEAR 2015-16		PREVIOUS YEAR 2014-15	
	Plan A/c	Non-Plan A/c	Plan A/c	Non-Plan A/c
1. Interest				
a. On Govt. Securities				
b. Other Bonds/Debentures				
2. Income received				
a. Each Fund separately				
3. Income accrued	78,904		6,20,647	6,55,690
4. Others (Specify)				
a. Electricity Deposit				8,54,690
TOTAL	78,904	0	6,20,647	15,10,380

SCHEDULE - 12 : INTEREST EARNED

PARTICULARS	CURRENT YEAR 2015-16		PREVIOUS YEAR 2014-15	
	Plan A/c	Non-Plan A/c	Plan A/c	Non-Plan A/c
1. On Savings Account with Scheduled Banks				
2. On Loans				
a. Employees / Staff				
b. Others				
3. On Debtors and Other Receivables				
TOTAL	0	0	0	0

SCHEDULE - 13: OTHER INCOME

PARTICULARS	CURRENT YEAR 2015-16		PREVIOUS YEAR 2014-15	
	Plan A/c	Non-Plan A/c	Plan A/c	Non-Plan A/c
A. Income from Land & Building				
1. Hostel Room Rent		28,25,531		32,68,395
2. License fee		7,07,866		7,05,832
3. Hire Charges of Auditorium/Play ground/Convention Centre, etc				
4. Electricity charges		19,17,778		10,37,383
5. Water charges		92,420		55,215
6. Lease of Usufructs of Trees		12,50,269		2,01,854
7. Rent from Building		11,00,134		8,06,276
Add: Rent dues (15-16)		3,60,000		
Less: Rent dues (14-15)		0		0
6. Quarters Rent Collected from Project Occupants				
Total	0	82,53,998	0	60,74,955

(Amount-₹)

PARTICULARS	CURRENT YEAR 2015-16		PREVIOUS YEAR 2014-15	
	Plan A/c	Non-Plan A/c	Plan A/c	Non-Plan A/c
B. Sale of Institute's publications				
C. Income from holding events				
1. Gross Receipts from annual function/ sports carnival				
Less: Direct expenditure incurred on the annual function/ sports carnival				
2. Gross Receipts from fetes				
Less: Direct expenditure incurred on the fetes				
3. Gross Receipts for educational tours				
Less: Direct expenditure incurred on the tours				
4. Others (to be specified and separately disclosed)				
Total			0	0
D. Interest on Term Deposits:				
1. With Scheduled Banks				
Interest from Fixed Deposit	2,60,98,434		94,06,553	
Interest from RITES - Receivable 2015-16	32,44,978		2,02,27,530	
2. With Non-Scheduled Banks				
3. With Institutions				
4. Others				
Total	2,93,43,412		2,96,34,083	0
E. Interest on Savings Accounts:				
1. With Scheduled Banks				
2. With Non-Scheduled Banks				
3. With Institutions				
4. Others				
Total	0	0	0	0
F. Interest On Loans:				
1. Employees/Staff				
2. Others				
Total	0	0	0	0

(Amount-₹)

PARTICULARS	CURRENT YEAR 2015-16		PREVIOUS YEAR 2014-15	
	Plan A/c	Non-Plan A/c	Plan A/c	Non-Plan A/c
G. Interest on Debtors and Other Receivables			0	0
H. Others				
1. RTI fees		6,567		6,107
2. Bus Fare		36,87,314		39,49,801
3. Terminal Benefits		39,34,077		28,18,822
4. 15% of Net Income of DDE		1,77,92,022		1,54,61,024
5. Other Receipts		1,59,65,263		2,02,28,770
Total	0	4,13,85,243	0	4,24,64,524
GRAND TOTAL (A+B+C+D+E+F+G+H)	2,93,43,412	4,96,39,241	2,96,34,083	4,85,39,479

SCHEDULE - 14 : PRIOR PERIOD INCOME

PARTICULARS	CURRENT YEAR 2015-16		PREVIOUS YEAR 2014-15	
	Plan A/c	Non-Plan A/c	Plan A/c	Non-Plan A/c
1. Academic Receipts		1,03,90,485		
2. Income from Investments				
TOTAL	0	1,03,90,485	0	0

SCHEDULE - 15 : STAFF PAYMENTS AND BENEFITS

PARTICULARS	CURRENT YEAR 2015-16		PREVIOUS YEAR 2014-15	
	Plan A/c	Non-Plan A/c	Plan A/c	Non-Plan A/c
1. Salaries and Wages	82,35,013	72,29,86,325	16,18,48,236	52,62,39,094
Add: March 2016 Salary paid in April 2016	6,50,744	5,94,66,993	1,34,62,861	4,34,60,287
Less: March 2015 Salary paid in April 2015		4,34,60,287	1,21,51,519	4,18,69,919
2. Allowances and Bonus		17,21,817		17,47,144
3. Contribution to Provident Fund (MC)		65,14,001		59,49,184
4. Contribution to Other Fund -NPS (MC)		2,25,63,701		1,81,06,467
5. Pension		5,59,41,464		4,05,07,212
Add: March 2016 Pension paid in April 2016		43,50,959		34,39,243
Less: March 2015 Pension paid in April 2015		34,39,243		26,82,156
6. Retirement and Terminal Benefits		2,88,96,313		1,46,18,035
7. LTC facility	75,826	50,62,899	21,26,303	91,38,451
8. Medical facility		1,01,78,741	1,06,966	1,10,66,735
9. Children Education Allowance		61,16,218		75,77,178
10. TA/DA expenses				
11. Leave Encashment		96,74,675		77,52,307
TOTAL	89,61,583	88,65,74,576	16,53,92,847	64,50,49,262

SCHEDULE - 16 : ACADEMIC EXPENSES

(Amount-₹)

PARTICULARS	CURRENT YEAR 2015-16		PREVIOUS YEAR 2014-15	
	Plan A/c	Non-Plan A/c	Plan A/c	Non-Plan A/c
1. Laboratory Expenses / Consumables	64,61,189	7,90,105	16,03,086	45,87,341
2. Field work/ participation	31,18,038	6,83,104	27,58,167	15,61,715
3. Seminar / Workshop	10,93,839	18,79,098	11,68,330	11,35,730
4. Payment to visiting faculty	1,31,463	72,63,263	3,83,500	75,80,485
5. Examination		8,03,21,644	5,81,691	7,64,91,998
6. Student Welfare Expenses				
7. Admission Expenses		71,09,343		1,01,62,532
8. Convocation Expenses		27,864		27,865
9. Differently Abled Persons	1,45,996			
10. Stipend/means-cum-merit scholarship / Non-Net Fellowship	4,45,33,110		4,45,78,526	37,27,500
11. Subscription Expenses		6,81,170		1,17,428
Add: Advance Payment for Journals 2014-15				1,66,39,842
Less: Advance Payment for Journals 2015-16				0
12. Others:				
a. Contingencies	1,18,81,312	37,74,301	9,03,309	27,32,821
b. Ground Maintenance				0
c. Inter Univ./Inter College Sports (TA/DA etc.)		4,44,240		18,28,591
d. Production Expenses		52,931		3,39,609
e. Binding of Book & Journal		0		1,53,890
f. Animal House (Recurring)		1,09,489		69,774
g. Travel	10,54,269		14,81,062	
h. Coaching Class for SC/ST				
i. ICT			1,00,73,029	
j. Infrastructure Maintenance Facility			3,01,616	
k. IQAC			1,71,180	
l. Hiring Charges	1,15,548		1,92,000	
m. Day Care Centre			25,000	
Less: March 2015 Salary paid in April 2015	1,34,62,861			
Conversion of UG Cable(2012-13)	1,61,50,081			
TOTAL	3,89,21,822	10,31,36,552	6,42,20,496	12,71,57,121

SCHEDULE - 17 : ADMINISTRATIVE & GENERAL EXPENSES

(Amount-₹)

PARTICULARS	CURRENT YEAR 2015-16		PREVIOUS YEAR 2014-15	
	Plan A/c	Non-Plan A/c	Plan A/c	Non-Plan A/c
1. Electricity and Power		5,17,81,859		4,85,51,089
2. Water charges				
3. Insurance		4,93,253		4,88,373
4. Rent, Rates & Taxes (Including property tax)		13,37,325		7,48,875
5. Postage & Telegrams		7,56,004		7,46,958
Add: Prepaid AMC - Franking Machine		12,500		12,500
6. Telephone & Internet Charges		1,26,71,757		79,15,345
Less: Internet Leased Line 2015-2016		29,55,399		29,55,399
7. Printing & Stationery		30,35,468		37,75,686
8. Traveling & Conveyance Expenses		48,72,433		61,70,442
10. Hospitality		9,96,571		5,73,600
12. Audit Fees		1,58,500		2,73,440
13. Legal Expenses		14,64,380		19,64,400
14. Advertisement & Publicity		92,00,313		85,55,498
15. Magazines & Journals				41,430
16. Others (Specify)				
a. Production Expenses				46,700
b. Security Expenses		3,36,86,919		3,87,82,002
c. Computer Consumables		35,90,795		1,97,140
d. Contingencies		22,00,989		37,97,922
e. Over Time Allowances		19,60,046		13,58,656
f. Honorarium / Remuneration to Staff		17,52,360		13,54,466
g. Training to Staff		8,29,888		3,90,100
h. Liviries & Uniforms		5,64,157		40,486
i. Daily Wages (Part Time)		1,51,01,677		1,57,03,321
j. Daily Wages & NMR Salary		20,72,834		16,66,817
k. Earn While you Learn		32,200		59,980
l. Cost of Medicine		19,07,560		18,28,719
m. Purchase of Garden Inputs				49,649
Total	0	14,75,24,389	0	14,80,23,993

(Amount-₹)

PARTICULARS	CURRENT YEAR 2015-16		PREVIOUS YEAR 2014-15	
	Plan A/c	Non-Plan A/c	Plan A/c	Non-Plan A/c
Add: Outstanding Expenses 2015-16		59,08,124		96,79,840
Audit Fees 2015-16		0		5,00,000
Closing Stock (2014-15)		14,70,039		11,81,697
Less: Outstanding Expenses 2014-15		96,79,840		1,05,57,548
Audit Fees 2014-15		5,00,000		4,00,000
Closing Stock (2015-16)		23,90,811		14,70,039
TOTAL	0	14,23,31,901	0	14,69,57,943

SCHEDULE - 18 : TRANSPORTATION EXPENSES

PARTICULARS	CURRENT YEAR 2014-15		PREVIOUS YEAR 2013-14	
	Plan A/c	Non-Plan A/c	Plan A/c	Non-Plan A/c
1. Vehicles (Owned by Educational Institutions)				
a. Running Expenses				
b. Repairs & Maintenance		39,44,674		40,37,123
c. Insurance Expenses		1,15,129		99,856
Add: Pre-paid Insurance (2014-15)		1,69,571		5,64,502
2. Vehicle taken on rent / lease		62,92,518		73,12,703
3. Rent / Lease Expenses				
4. Contingencies		1,31,703		2,42,792
TOTAL	0	1,06,53,595	0	1,22,56,976

SCHEDULE - 19 : REPAIRS & MAINTENANCE

PARTICULARS	CURRENT YEAR 2015-16		PREVIOUS YEAR 2014-15	
	Plan A/c	Non-Plan A/c	Plan A/c	Non-Plan A/c
1. Building		1,04,54,414	38,055	78,37,011
2. Furniture & Fixtures				
3. Plant & Machinery				
4. Office Equipments		2,61,52,883		2,68,15,286
5. Cleaning Materials & Services		2,35,50,530		1,97,71,117
6. Others (Specify)				
a. Estate Maintenance				
b. Maintenance of Hostel				
c. Campus Beautification(AMC for Garden Development)		12,31,290		
d. Generator Maintenance				
e. Office Maintenance				
f. Repairs & Maintenance				
TOTAL	0	6,13,89,117	38,055	5,44,23,414

SCHEDULE - 20 : FINANCE COST

(Amount-₹)

PARTICULARS	CURRENT YEAR 2015-16		PREVIOUS YEAR 2014-15	
	Plan A/c	Non-Plan A/c	Plan A/c	Non-Plan A/c
1. Interest on fixed loans				
2. Interest on other loans				
3. Bank Charges				
4. Others (specify)				
TOTAL	0	0	0	0

SCHEDULE - 21 : OTHER EXPENSES

PARTICULARS	CURRENT YEAR 2015-16		PREVIOUS YEAR 2014-15	
	Plan A/c	Non-Plan A/c	Plan A/c	Non-Plan A/c
a. Provision for Bad & Doubtful Debts				
b. Depreciation	8,80,54,524	3,15,85,393	13,29,78,201	1,63,22,225
c. Rounding Off Exp				
TOTAL	8,80,54,524	3,15,85,393	13,29,78,201	1,63,22,225

SCHEDULE - 22 : PRIOR PERIOD EXPENSES

PARTICULARS	CURRENT YEAR 2015-16		PREVIOUS YEAR 2014-15	
	Plan A/c	Non-Plan A/c	Plan A/c	Non-Plan A/c
1. Maintenance of Office Equipments				63,44,227
2. Rent for Building				2,20,500
3. Printing of Question Papers				9,44,533
4. Cleaning Material & Services				3,62,789
5. AMC for Garden Development		27,01,692		1,19,271
6. Contingency		1,84,906		
7. Vehicle taken on rent / lease		6,24,160		
TOTAL	0	35,10,758	0	79,91,320

PONDICHERY UNIVERSITY**DIRECTORATE OF DISTANCE EDUCATION****SCHEDULES FORMING PART OF BALANCE SHEET AS AT 31ST MARCH 2016****SCHEDULE - 1A : CORPUS/CAPITAL FUND**

(Amount-₹)

PARTICULARS	CURRENT YEAR 2015-16		PREVIOUS YEAR 2014-15	
Balance as at the beginning of the year	27,15,31,406		19,74,64,308	
Add: Contributions towards Corpus				
Add : Income Over Expenditure	10,66,90,566		9,15,28,122	
Less: Transferred to Non - Plan A/C	1,77,92,022		1,54,61,024	
Transferred to PUCC			20,00,000	
BALANCE AT THE YEAR-END		36,04,29,950		27,15,31,406
DDE MAINTENANCE CORPUS FUND				
Balance as at the beginning of the year	39,21,60,081		35,65,61,002	
Add: Interest Earned	3,17,30,201		3,30,98,703	
Add: Interest Accrued on Fixed Deposits(2015-16)	67,21,677		74,85,522	
Less: Interest Accrued on Fixed Deposits(2014-15)	74,85,522		49,85,146	
BALANCE AT THE YEAR-END		42,31,26,437		39,21,60,081
TOTAL 1A		78,35,56,387		66,36,91,487
SCHEDULE - 2A DESIGNATED / EARMARKED FUND		NIL		

SCHEDULE - 3A : CURRENT LIABILITIES & PROVISIONS

(Amount-₹)

PARTICULARS	CURRENT YEAR 2015-16		PREVIOUS YEAR 2014-15	
A. Current Liabilities				
1. Deposits from staff				
2. Deposits from Students		1,03,550		1,03,550
3. Sundry Creditors				
a) for Goods & Services				
b) Others				
3a. Advances Received				
4. Interest Accrued but not due on:				
a. Secured Loans / Borrowings				
b. UnSecured Loans / Borrowings				
5. Statutory Liabilities (GPF,TDS,WC Tax, CPF,GIS, NPS)				
a. Overdue				
b. Others				

(Amount-₹)

6. Other Current Liabilities				
Fees Collected (Proportion of Subsq FY)				
a. March 2016 salary paid in April 2016		23,20,148		21,48,679
b. Receipts against sponsored Projects				
c. Receipts against sponsored fellowship & scholarships				
d. Unutilised grants				
e. Grants in Advance				
f. Twinning Programme share payable up to March 2016		2,93,57,363		2,45,29,812
g. Amount Payable to CPWD		15,67,042		15,67,042
h. Endowment fee	77,99,264		80,49,264	
Less: Endowment fee Refund	5,00,000	72,99,264	2,50,000	77,99,264
Total of (A)		4,06,47,367		3,61,48,347
B. Provisions				
1. For Taxation				
2. Gratuity				
3. Super Anuation / Pension				
4. Accumulated Leave Encashment				
5. Expenses Payable				
6. Trade warranties / Claims				
7. Others (specify)				
a. Bonus Payable				
Total of (B)		0		0
Total of (A) + (B)		4,06,47,367		3,61,48,347

SCHEDULE 4A - FIXED ASSETS (FY 2015-16)

(Amount-₹)

DESCRIPTION	Rate	GROSS BLOCK				DEPRECIATION						NET BLOCK	
		Cost/ Valuation as at beginning of the year	Additions during the year	Deductions during the year	Cost/ Valuation at the year end	As at the beginning of the year	Depreciation on Opening Balance	On Additions during the year	On Deductions during the year	Total Depreciation	Total up to the year end	As at the current year end	As at the previous year end
1	2	3	4	5	6	7	8	9	10	11	12	13	14
I. Land:					(3+4-5)					(8+9-10)	(7+11)	(6-12)	
a) Freehold*		0			0	0				0	0	0	0
b) Leasehold													
II. Buildings:													
a) On Freehold Land	2.00	3,53,67,664			3,53,67,664	71,36,262	7,07,353			7,07,353	78,43,616	2,75,24,048	2,82,31,402
b) On Leasehold Land													
c) Ownership Flats/ Premises													
d) Superstructures on Land not belonging to educational institutions													
III. Plants, machinery & equipment													
IV. Vehicle	10.00	52,17,006			52,17,006	27,55,568	5,21,701			5,21,701	32,77,268	19,39,738	24,61,438
V. Furniture & Fixtures	7.50	22,94,088	1,19,756		24,13,844	14,35,232	1,72,057	8,982		1,81,038	16,16,270	7,97,574	8,58,856
VI. Office Equipment	7.50	56,03,623			56,03,623	36,31,803	4,20,272			4,20,272	40,52,074	15,51,549	19,71,820
VII. Computer/peripherals	20.00	2,63,202	4,59,293		7,22,495	1,57,150	52,640	91,859		1,44,499	3,01,649	4,20,846	1,06,052
VIII. Electric Installations & Fittings													
IX. Library books	10.00	1,25,82,159			1,25,82,159	40,22,623	12,58,216			12,58,216	52,80,839	73,01,320	85,59,536
X. Tube wells & water supply													
XI. Other fixed assets													
a). Laboratory Equipments													
b). Audio Visual Equipments													
c). Computer Softwares													
d). Gymnasium Equipments													
e). Kitchen Equipments													
f). Sanitary Napkin Incinerator													
A. Total of CURRENT YEAR		6,13,27,742	5,79,049	0	6,19,06,791	1,91,38,639	31,32,239	1,00,841	0	32,33,080	2,23,71,718	3,95,35,068	4,21,89,099
PREVIOUS YEAR		5,90,45,123	22,82,619		6,13,27,742	1,60,06,400	28,98,939	2,33,300		31,32,239	1,91,38,639	4,21,89,099	4,30,38,719
XII. Capital Work-in-progress													
LESS: TRANSFER TO ASSETS													
B. NET WORK-IN-PROGRESS		0	0	0	0	0	0	0	0	0	0	0	0
GRANT TOTAL (A+B)		6,13,27,742	5,79,049	0	6,19,06,791	1,91,38,639	31,32,239	1,00,841	0	32,33,080	2,23,71,718	3,95,35,068	4,21,89,099

SCHEDULE - 5A : INVESTMENTS

(Amount-₹)

Earmarked / Endowment Funds

PARTICULARS	CURRENT YEAR 2015-16		PREVIOUS YEAR 2014-15	
1. In Central Government Securities				
2. In State Government Securities				
3. Other approved Securities				
4. Shares				
5. Debentures and Bonds				
6. Others (to be specified)				
TOTAL		0		0

SCHEDULE - 6A : INVESTMENTS**Others**

PARTICULARS	CURRENT YEAR 2015-16		PREVIOUS YEAR 2014-15	
1. In Central Government Securities				
2. In State Government Securities				
3. Other approved Securities				
4. Shares				
5. DDE Investments	20,26,37,946		23,45,00,000	
6. DEE Maintenance Corpus Fund	36,58,23,652		37,67,37,953	
TOTAL		56,84,61,598		61,12,37,953

SCHEDULE - 7A : CURRENT ASSETS

(Amount-₹)

PARTICULARS	CURRENT YEAR 2015-16		PREVIOUS YEAR 2014-15	
1. Stock:				
a. Stores and Spares				
b. Loose Tools				
c. Publications				
d. Chemicals, consumables, glasswares, etc				
2. Sundry Debtors:				
a. Debts Outstanding for a period exceeding six months				
b. Others				
3. Cash balances in hand (including cheques/ drafts and imprest)				
4. Bank Balances				
a. With Scheduled Banks:				
- In Current Accounts				
- In Term Deposit Accounts				
- DDE A/C	14,96,24,872		2,03,78,000	
- DDE Maintenance Corupus A/C	5,21,90,346		95,45,845	
b. With non-Scheduled Banks: -In Current Accounts				
- In Current Accounts				
- In Term Deposit Accounts				
- In Savings Accounts				
TOTAL		20,18,15,218		2,99,23,845

SCHEDULE - 8A : LOANS, ADVANCES & DEPOSITS

(Amount-₹)

PARTICULARS	CURRENT YEAR 2015-16		PREVIOUS YEAR 2014-15	
1. Advances to employees: (Non-interest bearing)				
a. Salary				
b. Festival				
c. LTC				
d. Medical Advance				
e. Other (to be specified)				
2. Long Term Advances to employees: (Interest bearing)				
a. Vehicle loan				
b. Home loan				
3. Advances and other amounts recoverable in cash or in kind or for value to be received:				
a. On Capital Account				
b. to suppliers				
c. Others				
4. Prepaid Expenses				
a. Insurance				
b. Other expenses				
5. Deposits				
a. Deposit with CPWD				
Less: Transferred to Building		0		0
b. Electricity				
d) AICTE, if applicable				
e) MCI, if applicable				
f. Others (to be specified)				

SCHEDULE - 8A : LOANS, ADVANCES & DEPOSITS (Cont.)

(Amount-₹)

PARTICULARS	CURRENT YEAR 2015-16		PREVIOUS YEAR 2014-15	
6. Income Accrued:				
a. Interest Accrued (DDE)		23,38,884		76,09,601
b. Interest Accrued (DDE Maintenance Corupus Fund)		67,21,677		74,85,522
c. On Loans and Advances				
d. Others				
7. Standing & Temporary Advance		53,31,309		13,93,814
8. Other Receivables				
c. Other Advance [228024]				
Telephone Advance				
c. Grants Recoverable				
d. Other receivables				
8. Claims Receivable				
TOTAL		1,43,91,870		1,64,88,937

SCHEDULES FORMING PART OF INCOME & EXPENDITURE ACCOUNT

SCHEDULE -9A : ACADEMIC RECEIPTS

(Amount-₹)

PARTICULARS	CURRENT YEAR 2015-16	PREVIOUS YEAR 2014-15
Fee From Students		
Academic Fees		
1. Tuition fee	2,52,81,082	2,41,68,437
2. Admission fee		
3. Enrolment Fee		
4. Library Admission fee		
5. Laboratory fee		
6. Art & Craft fee		
7. Registration fee		
8. Syllabus fee		
Total (A)	2,52,81,082	2,41,68,437
Examination Fees		
1. Admission test fee		
2. Annual Examination fee	2,75,00,636	2,56,87,785
3. Mark sheet, certificate fee	17,81,340	29,95,942
Total (B)	2,92,81,976	2,86,83,727

SCHEDULE -9A : ACADEMIC RECEIPTS

(Amount-₹)

PARTICULARS	CURRENT YEAR 2015-16	PREVIOUS YEAR 2014-15
Other Fees		
1. Identity card fee		
2. Fine/Miscellaneous fee	8,64,324	19,27,035
3. Medical fee		
4. Transportation fee		
5. Hostel fee		
6. Convocation Fee		
7. Inspection fee		
8. Study Material	41,46,656	60,42,791
9. Twinning Programme	9,78,54,799	8,06,82,821
Add: Twinning Programme Dues paid for 15-16	2,45,29,812	1,65,99,490
Less: Twinning Programme Share Payable up to March 16	2,93,57,363	2,45,29,812
Total (C)	9,80,38,228	8,07,22,325
Sale of Publications		
1. Sale of Syallabus and Question Paper, etc		
2. Sale of prospectus including admission forms		
3. Student Aid Fund		
4. University Development Fund		
Total (D)	0	0
Grand Total (A+B+C+D)	15,26,01,286	13,35,74,489

SCHEDULE - 10A : GRANTS & DONATIONS

(Amount-₹)

PARTICULARS	CURRENT YEAR 2015-16	PREVIOUS YEAR 2014-15
1. Central Government		
a. UGC Grant In Aid - General (31) Recurring		
b. Ugc Grants-in-Aid Salary		
2. State Government(s)		
3. Government Agencies		
4. Institutions/Welfare Bodies		
5. International Organisations		
6. Others (Specify)		
TOTAL	0	0

SCHEDULE - 11A : INCOME FROM INVESTMENT**Earmarked/Endowment Fund**

PARTICULARS	CURRENT YEAR 2015-16	PREVIOUS YEAR 2014-15
1. Interest		
a. On Govt. Securities		
b. Other Bonds/Debentures		
2. Income received		
a. Each Fund separately		
3. Income accrued		
a. Each Fund separately		
TOTAL	0	0
TRANSFERRED TO EARMARKED/ ENDOWMENT FUNDS		

SCHEDULE - 12A : INTEREST EARNED

(Amount-₹)

Others

PARTICULARS	CURRENT YEAR 2015-16	PREVIOUS YEAR 2014-15
1. Interest		
a. On Govt. Securities		
b. Other Bonds/Debentures		
2. Income received		
a. Each Fund separately		
3. Income accrued		
a. Each Fund separately		
4. Others (Specify)		
a. Bank Term Deposit		
TOTAL	0	0

SCHEDULE - 13A : OTHER INCOME

(Amount-₹)

PARTICULARS	CURRENT YEAR 2015-16	PREVIOUS YEAR 2014-15
A. Income from Land & Building		
1. Hostel Room Rent		
2. License fee		
3. Hire Charges of Auditorium/Play ground/Convention Centre, etc		
4. Electricity & water charges		
5. Quarters Rent Collected from Project Occupants		
Total - A	0	0
B. Sale of Institute's publications	0	0
C. Income from holding events		
1. Gross Receipts from annual function/ sports carnival		
Less: Direct expenditure incurred on the annual function/ sports carnival		
2. Gross Receipts from fetes		
Less: Direct expenditure incurred on the fetes		
Total - C	0	0
D. Interest on Term Deposits: DDE		
1. With Scheduled Banks	1,82,60,617	1,43,74,462
Add: Accrued Interest for 15-16	23,38,884	76,09,601
Less: Accrued Interest for year 14-15	76,09,601	52,11,279
2. With Non-Scheduled Banks		
3. With Institutions		
Total - D	1,29,89,900	1,67,72,784

SCHEDULE - 13A : OTHER INCOME (Cont.)

(Amount - ₹)

PARTICULARS	CURRENT YEAR 2015-16	PREVIOUS YEAR 2014-15
E. Interest on Savings Accounts:		
1. With Scheduled Banks	4,71,131	4,50,070
2. With Non-Scheduled Banks		
3. With Institutions		
Total - E	4,71,131	
F. Interest On Loans:		
1. Employees/Staff		
Total - F	0	
G. Interest on Debtors and Other Receivables	0	
H. Others		
1. Income from consultancy		
2. RTI fees		
3. Income from Royalty		
4. Sale of application form (recruitment)		
5. Misc. receipts (Sale of tender form, waste paper, etc.)		
Total - H	0	0
GRAND TOTAL (A+B+C+D+E+F+G+H)	1,34,61,031	1,72,22,854

SCHEDULE - 14A : PRIOR PERIOD INCOME

PARTICULARS	CURRENT YEAR 2015-16	PREVIOUS YEAR 2014-15
1. Academic Receipts		
2. Income from Investments		
TOTAL	0	0

SCHEDULE - 15A : STAFF PAYMENTS AND BENEFITS

(Amount-₹)

PARTICULARS	CURRENT YEAR 2015-16	PREVIOUS YEAR 2014-15
1. Salaries and Wages	2,77,56,477	2,73,50,014
Add: March 2016 Salary paid in April 2016	23,20,148	21,48,679
Less: March 2015 Salary paid in April 2015	21,48,679	22,20,004
2. Allowances and Bonus	93,258	1,03,620
3. Contribution to Provident Fund		
4. Contribution to Other Fund (specify) -NPS		
5. Staff Welfare Expenses		
6. Retirement and Terminal Benefits		
7. LTC facility		
8. Medical facility		
9. Children Education Allowance		
10.Honorarium	55,96,982	47,26,119
11. TA/ DA Expenses	12,37,346	26,07,466
12. Others (specify)		
a. Tuition Fee Reimbursement		
b. Leave Salary Contribution		
c. Joining Time Payment		
d. Other Establishment Expenses		
e. Recruitment Expenses		
f. Selection Committee Exp		
g. Training and Capacity Building		
TOTAL	3,48,55,532	3,47,15,894

SCHEDULE - 16A : ACADEMIC EXPENSES

(Amount-₹)

PARTICULARS	CURRENT YEAR 2015-16	PREVIOUS YEAR 2014-15
1. Laboratory Expenses		
2. Field work/ participation		
3. Seminar / Workshop		
4. Payment to visiting faculty		
5. Examination	14,84,800	26,74,397
6. Student Welfare Expenses		
7. Common Entrance Examination Expenses-2013		
8. Admission Expenses		
9. Convocation Expenses		
10. Publications Printing of Study Material		
11. Stipend/means-cum-merit scholarship		
12. Subscription Expenses		
13. Others (Conduct of PCPS)	15,89,823	12,81,924
14. Sports Consumables		
15. Cultural & Social Activities Expenses		
16. Community College Expenses		
17. Other Academic Expenses		
18. Miscellaneous Expenses		
19. Printing & Processing (Exam)	7,44,077	9,23,100
20. Printing & Processing (Others)	91,79,259	86,97,997
TOTAL	1,29,97,959	1,35,77,418

SCHEDULE - 17A : ADMINISTRATIVE & GENERAL EXPENSES

(Amount-₹)

PARTICULARS	CURRENT YEAR 2015-16	PREVIOUS YEAR 2014-15
1. Electricity and Power		
2. Water charges		
3. Insurance		
4. Rent, Rates & Taxes (Including property tax)		23,013
5. Postage & telegrams	15,64,934	14,22,095
6. Telephone & Internet Charges		
7. Printing & Stationery	4,17,784	3,66,003
8. Travel & Conveyance Expenses		
9. Contingencies	2,99,210	7,14,150
10. Hospitality		
11. Audit Expenses		
12. Auditors Remunerations		
13. Professional Charges		
14. Advertisement & Publicity	55,19,573	45,15,128
15. Magazines & Journals		
16. Others (Specify)		
a. Broadband Line Shifting Charges		
b. Security Expenses		
c. Meeting / Conference Expenses		
d. KV Expenses		
TOTAL	78,01,501	70,40,389

SCHEDULE - 18A : TRANSPORTATION EXPENSES

(Amount-₹)

PARTICULARS	CURRENT YEAR 2015-16	PREVIOUS YEAR 2014-15
1. Vehicles (Owned by Educational Institutions)		
a. Running Expenses	52,547	48,300
b. Repairs & Maintenance		
2. Vehicle taken on rent / lease		
3. Rent / Lease Expenses		
TOTAL	52,547	48,300

SCHEDULE - 19A : REPAIRS & MAINTENANCE

PARTICULARS	CURRENT YEAR 2015-16	PREVIOUS YEAR 2014-15
1. Building		
2. Furniture & Fixtures		
3. Plan & Machinery		
4. Office Equipments		2,00,640
5. Cleaning Materials & Services		
6. Others (Specify)		
a. Computer Repaires & Maintenance	1,74,162	
b. Maintanance of Hostel		
c. Campus Beautification(AMC for Garden Development)	1,04,777	3,46,778
d. Generator Maintenance		
e. Office Maintenance		
f. Repairs & Maintanance	1,52,193	2,07,563
TOTAL	4,31,132	7,54,981

SCHEDULE - 20A : FINANCE COST

(Amount-₹)

PARTICULARS	CURRENT YEAR 2015-16	PREVIOUS YEAR 2014-15
Interest on Fixed loans		
Interest on Other loans		
1. Interest on fixed loans		
2. Interest on other loans		
TOTAL	0	0

SCHEDULE - 21A : OTHER EXPENSES

PARTICULARS	CURRENT YEAR 2015-16	PREVIOUS YEAR 2014-15
a. Provision for Bad & Doubtful debts		
b. Depreciation	32,33,080	31,32,239
c. Rounding Off Exp		
TOTAL	32,33,080	31,32,239

SCHEDULE - 21A : PRIOR PERIOD EXPENSES

PARTICULARS	CURRENT YEAR 2015-16	PREVIOUS YEAR 2014-15
1. Academic Receipts		
2. Income from Investments		
3. Interest Earned		
TOTAL	0	0

PONDICHERY UNIVERSITY

COMMUNITY COLLEGE

SCHEDULES FORMING PART OF BALANCE SHEET AS AT 31ST MARCH 2016

SCHEDULE - 1B : CORPUS / CAPITAL FUND

(Amount-₹)

PARTICULARS	CURRENT YEAR 2015-16		PREVIOUS YEAR 2014-15	
Balance as at the beginning of the year	2,94,25,100		2,54,79,904	
Add: Received from DDE Fund			20,00,000	
ADD: Excess of Income over Expenditure	39,48,265		19,45,196	
BALANCE AT THE YEAR-END		3,33,73,365		2,94,25,100
PUCC Student Welfare Fund				
Balance as at the beginning of the year	13,74,192		12,90,802	
Add: Receipt During Year	46,400		54,900	
Add: Interest	29,641	14,50,233	28,490	13,74,192
Alumini Assocation Fund - Opening Balance	29,800			29,800
Add: Current year	18,800	48,600		
Infrastrucutre Fund - Opening Balance	2,75,000			2,75,000
Add : cuurent Year	2,66,050	5,41,050		
Library Fund - Opening Balance	1,66,143			1,66,143
Add: Current Year	1,44,721	3,10,864		
BALANCE AT THE YEAR-END		23,50,747		18,45,135
TOTAL 1B		3,57,24,112		3,12,70,235
SCHEDULE - 2B : DESINGNATED EARMARKED FUND		NIL		NIL

SCHEDULE - 3B : CURRENT LIABILITIES & PROVISIONS

(Amount-₹)

PARTICULARS	CURRENT YEAR		PREVIOUS YEAR	
	2015-16		2014-15	
A. Current Liabilities				
Caution Deposits opening balance	18,58,199		15,24,099	
Add. Deposit From Student	4,10,983		4,91,000	
Less:Refund	0	22,69,182	1,56,900	18,58,199
3a. Advances Received				
4. Interest Accrued but not due on:				
a. Secured Loans / Borrowings				
b. UnSecured Loans / Borrowings				
5. Statutory Liabilities (GPF,TDS,WC Tax, CPF,GIS, NPS)				
a. Overdue				
b. Others				
6. Other Current Liabilities				
a. March 2016 salary paid in April 2016		8,58,405		3,51,675
b. Receipts against sponsored Projects				
c. Receipts against sponsored fellowship & scholarships				
d. Unutilised grants				
e. Grants in Advance				
f. Twinning Programme share payable up to March 2016				
g. Endowment fee				
h. Less: Endowment fee Refund				
Total of (A)		31,27,587		22,09,874
B. Provisions				
1. For Taxation				
2. Gratuity				
3. Super Anuation / Pension				
4. Accumulated Leave Encashment				
Total of (B)		0		0
Total of (A) + (B)		31,27,587		22,09,874

SCHEDULE 4B - FIXED ASSETS (FY 2014-15)

(Amount - ₹)

DESCRIPTION	Rate	GROSS BLOCK				DEPRECIATION						NET BLOCK	
		Cost/ Valuation as at beginning of the year	Additions during the year	Deductions during the year	Cost/ Valuation at the year end	As at the beginning of the year	Depreciation on Opening Balance	On Additions during the year	On Deductions during the year	Total Depreciation	Total up to the year end	As at the current year end	As at the previous year end
1	2	3	4	5	6	7	8	9	10	11	12	13	14
I. Land:					(3+4-5)					(8+9-10)	(7+11)	(6-12)	
a) Freehold*						0				0	0	0	0
b) Leasehold													
II. Buildings:													
a) On Freehold Land	2.00	1,46,65,645			1,46,65,645	25,52,735	2,93,313			2,93,313	28,46,048	1,18,19,597	1,21,12,910
b) On Leasehold Land													
c) Ownership Flats/ Premises													
d) Superstructures on Land not belonging to educational institutions													
III. Plants, machinery & equipment													
IV. Vehicle	10.00	8,09,668			8,09,668	4,90,857	80,967			80,967	5,71,824	2,37,844	3,18,811
V. Furniture & Fixtures	7.50	54,48,482	6,43,190		60,91,672	23,01,172	4,08,636	48,239		4,56,875	27,58,047	33,33,625	31,47,310
VI. Office Equipment	7.50	1,35,32,176	21,04,543		1,56,36,719	74,43,652	10,14,913	1,57,841		11,72,754	86,16,406	70,20,313	60,88,524
VII. Computer/peripherals	20.00	16,09,475	5,32,551		21,42,026	15,99,224	3,21,895	1,06,510		4,28,405	20,27,629	1,14,397	10,251
VIII. Electric Installations & Fittings													
IX. Library books	10.00	14,04,502	1,11,343		15,15,845	14,00,559	1,04,152	11,134		1,15,286	15,15,845	0	3,943
X. Tube wells & water supply													
XI. Other fixed assets													
a). Laboratory Equipments													
b). Audio Visual Equipments													
c). Computer Softwares													
d). Gymnasium Equipments													
e). Kitchen Equipments													
f). Sanitary Napkin Incinerator													
A. Total of CURRENT YEAR		3,74,69,948	33,91,627	0	4,08,61,575	1,57,88,199	22,23,876	3,23,724	0	25,47,601	1,83,35,800	2,25,25,768	2,16,81,746
PREVIOUS YEAR		3,64,18,639	10,51,309		3,74,69,948	1,39,60,482	17,31,986	95,731		18,27,717	1,57,88,199	2,16,81,746	2,24,58,155
XII. Capital Work-in-progress													
LESS: TRANSFER TO ASSETS													
B. NET WORK-IN-PROGRESS		0	0	0	0	0	0	0	0	0	0	0	0
GRANT TOTAL (A+B)		3,74,69,948	33,91,627	0	4,08,61,575	18,27,717	22,23,876	3,23,724	0	25,47,601	1,83,35,800	2,25,25,768	2,16,81,746

SCHEDULE - 5B : INVESTMENTS

(Amount-₹)

Earmarked / Endowment Funds

PARTICULARS	CURRENT YEAR 2015-16		PREVIOUS YEAR 2014-15	
1. In Central Government Securities				
2. In State Government Securities				
3. Other approved Securities				
4. Shares				
5. Debentures and Bonds				
6. Others (to be specified)				
TOTAL		0		0

SCHEDULE - 6B : INVESTMENTS - Others

PARTICULARS	CURRENT YEAR 2015-16		PREVIOUS YEAR 2014-15	
1. In Central Government Securities				
2. In State Government Securities				
3. Other approved Securities				
4. Shares				
5. Investments		0		0
TOTAL		0		0

SCHEDULE - 7B : CURRENT ASSETS

(Amount-₹)

PARTICULARS	CURRENT YEAR		PREVIOUS YEAR	
	2015-16		2014-15	
1. Stock:				
a. Stores and Spares				
b. Loose Tools				
c. Publications				
d. Chemicals, consumables, glasswares, etc				
2. Sundry Debtors:				
a. Debts Outstanding for a period exceeding six months				
b. Others				
3. Cash balances in hand (including cheques/ drafts and imprest)				
4. Bank Balances				
a. With Scheduled Banks:				
- In Current Accounts				
- In Term Deposit Accounts				
- PUCC Account	1,45,83,323		99,25,375	
- PUCC Student Welfare Fund Account	7,63,333	1,53,46,656	7,33,692	1,06,59,067
b. With non-Scheduled Banks: -In Current Accounts				
- In Current Accounts				
- In Term Deposit Accounts				
- In Savings Accounts				
TOTAL		1,53,46,656		1,06,59,067

SCHEDULE - 8B : LOANS, ADVANCES & DEPOSITS

(Amount-₹)

PARTICULARS	CURRENT YEAR 2015-16		PREVIOUS YEAR 2014-15	
1. Advances to employees: (Non-interest bearing)				
a. Salary				
b. Festival		1,08,000		66,000
c. LTC				
d. Medical Advance				
e. Other (to be specified)				
2. Long Term Advances to employees: (Interest bearing)				
a. Vehicle loan				
b. Home loan				
3. Advances and other amounts recoverable in cash or in kind or for value to be received:				
a. On Capital Account				
b. To suppliers				
c. Others				
4. Prepaid Expenses				
a. Insurance				
b. Other expenses				
5. Deposits				
b. Deposit with CPWD	0			
Less: Transferred to Building	0	0		0
c. Electricity				
d) AICTE, if applicable				
e) MCI, if applicable				
f. Others (to be specified)				

SCHEDULE - 8B : LOANS, ADVANCES & DEPOSITS (Cont.)

(Amount-₹)

PARTICULARS	CURRENT YEAR 2014-15		PREVIOUS YEAR 2013-14	
6. Income Accrued:				
a. Interest Accrued PUCC Fund		0		
b. On Loans and Advances				
c. Others				
7. Standing & Temporary Advance		1,49,200		1,48,313
8. Other Receivables				
c. Outstanding fees receivables for 2015-16		7,22,075		9,24,983
Telephone Advance				
c. Grants Recoverable				
d. Other receivables				
9. Claims Receivable				
TOTAL		9,79,275		11,39,296

SCHEDULES FORMING PART OF INCOME & EXPENDITURE ACCOUNT

SCHEDULE -9B : ACADEMIC RECEIPTS

(Amount-₹)

PARTICULARS	CURRENT YEAR 2015-16	PREVIOUS YEAR 2014-15
Fee From Students		
Academic Fees		
1. Tuition fee	1,15,13,411	1,20,58,605
Add: Outstanding fee for 2015-16	7,22,075	9,24,983
Less: Outstanding fee for 2014-15	9,24,983	5,04,800
2. Admission fee		
3. Enrolment fee		
4. Library Admission fee		
5. Laboratory fee	9,90,683	11,95,300
6. Sports fee	60,900	1,71,211
7. Registration fee	7,530	11,680
8. Recognition fee	13,342	21,900
Total (A)	1,23,82,958	1,38,78,879
Examination Fees		
1. Admission test fee		
2. Annual Examination fee	75,320	90,725
3. Mark sheet, certificate fee		
Total (B)	75,320	90,725

SCHEDULE - 9B : ACADEMIC RECEIPTS (Cont.)

(Amount-₹)

PARTICULARS	CURRENT YEAR 2015-16	PREVIOUS YEAR 2014-15
Other Fees		
1. Identity card fee	16,900	14,950
2. Fine/Miscellaneous fee	32,87,671	4,35,278
3. Medical fee		
4. Transportation fee		
5. Penalty fee	50,940	49,745
6. Convocation Fee		
7. Matric fee	3,366	5,256
8. Study Material		0
9. Twinning Programme		0
Add: Twinning Programme Dues paid for 14-15		0
Less: Twinning Programme Share Payable up to March 14		0
Total (C)	33,58,877	5,05,229
Sale of Publications		
1. Sale of Syallabus and Question Paper, etc		
2. Sale of prospectus including admission forms	1,31,921	83,595
3. Student Aid Fund		
4. University Development Fund		
Total (D)	1,31,921	83,595
Grand Total (A+B+C+D)	1,59,49,076	1,45,58,428

SCHEDULE - 10B : GRANTS & DONATIONS

(Amount-₹)

PARTICULARS	CURRENT YEAR 2015-16	PREVIOUS YEAR 2014-15
1. Central Government		
a. UGC Grant In Aid - Recurring (Pondy & Mahe)	1,05,00,000	70,00,000
b. UGC Grants-in-Aid Salary		
2. State Government(s)		
3. Government Agencies		
4. Institutions/Welfare Bodies		
5. International Organisations		
6. Others (specify)		
TOTAL	1,05,00,000	70,00,000

SCHEDULE - 11B : INCOME FROM INVESTMENTS**(I). Investment from Earmarked/Endowment Fund**

PARTICULARS	CURRENT YEAR 2015-16	PREVIOUS YEAR 2014-15
1. Interest		
a. On Govt. Securities		
b. Other Bonds/Debentures		
2. Income received		
a. Each Fund separately		
3. Income accrued		
a. Each Fund separately		
4. Others (Specify)		
a. Interest on Term Deposit		
TOTAL	0	0

SCHEDULE - 12B : INTEREST EARNED

(Amount-₹)

PARTICULARS	CURRENT YEAR 2015-16	PREVIOUS YEAR 2014-15
1. Interest		
a. On Govt. Securities		
b. Other Bonds/Debentures		
2. Income received		
a. Each Fund separately		
3. Income accrued		
a. Each Fund separately		
4. Others (Specify)		
a. Bank Term Deposit		
TOTAL	0	0

SCHEDULE - 13B : OTHER INCOME

PARTICULARS	CURRENT YEAR 2015-16	PREVIOUS YEAR 2014-15
A. Income from Land & Building		
1. Hostel Room Rent		
2. License fee		
3. Hire Charges of Auditorium/Play ground/Convention Centre, etc		
4. Electricity & water charges		
5. Quarters Rent Collected from Project Occupants		
Total A	0	0

SCHEDULE - 13B : OTHER INCOME (Cont.)

(Amount-₹)

PARTICULARS	CURRENT YEAR 2015-16	PREVIOUS YEAR 2014-15
B. Sale of Institute's publications	0	0
C. Income from holding events		
1. Gross Receipts from annual function/ sports carnival		
Less: Direct expenditure incurred on the annual function/ sports carnival		
2. Gross Receipts from fetes		
Less: Direct expenditure incurred on the fetes		
3. Gross Receipts for educational tours		
Less: Direct expenditure incurred on the tours		
4. Others (to be specified and separately disclosed)		
Total C	0	0
PARTICULARS	CURRENT YEAR 2015-16	PREVIOUS YEAR 2014-15
D. Interest on Term Deposits:		
1. With Scheduled Banks		77,266
Add: Accrued Intrest 15-16		0
Less: accrued for year 14-15		37,260
2. With Non-Scheduled Banks		
3. With Institutions		
Total D	0	40,006
E. Interest on Savings Accounts:		
1. With Scheduled Banks (CC & B.Voc)	2,12,393	2,97,680
2. With Non-Scheduled Banks		
3. With Institutions		
Total E	2,12,393	2,97,680

SCHEDULE - 13B : OTHER INCOME (Cont.)

(Amount-₹)

PARTICULARS	CURRENT YEAR 2015-16	PREVIOUS YEAR 2014-15
F. Interest On Loans:		
1. Employees/Staff		
Total F	0	0
G. Interest on Debtors and Other Receivables	0	0
H. Others		
1. Income from consultancy		
2. RTI fees		
3. Income from Royalty		
4. Sale of application form (recruitment)		
5. Misc. receipts (Sale of tender form, waste paper, etc.)		
6. Profit on Sale/disposal of Assets:		
a. Owned assets		
b. Assets acquired out of grants, or received free of cost		
Total H	0	0
GRAND TOTAL (A+B+C+D+E+F+G+H)	2,12,393	3,37,686

SCHEDULE - 14B : PRIOR PERIOD INCOME

PARTICULARS	CURRENT YEAR 2015-16	PREVIOUS YEAR 2014-15
1. Academic Receipts		
2. Income from Investments		
TOTAL	0	0

SCHEDULE - 15B : STAFF PAYMENTS AND BENEFITS

(Amount-₹)

PARTICULARS	CURRENT YEAR 2015-16	PREVIOUS YEAR 2014-15
1. Salaries and Wages	1,30,48,625	1,19,15,385
Add: March 2016 Salary paid in April 2016	8,58,405	3,51,675
Less: March 2015 Salary paid in April 2015	3,51,675	4,72,372
2. Allowances and Bonus	44,902	89,009
3. Contribution to Provident Fund		
4. Contribution to Other Fund (specify) -NPS		
5. Staff Welfare Expenses		
6. Retirement and Terminal Benefits		
7. LTC facility		
8. Medical facility		
9. Children Education Allowance		
10.Honorarium	38,13,835	31,76,389
11. TA/ DA Expenses	4,78,627	3,27,920
a. Tuition Fee Reimbursement		
b. Leave Salary Contribution		
c. Joining Time Payment		
d. Other Establishment Expenses		
e. Recruitment Expenses		
f. Selection Committee Exp		
g. Training and Capacity Building		
h. Transfer Travelling Allowance		
TOTAL	1,78,92,719	1,53,88,006

SCHEDULE - 16B : ACADEMIC EXPENSES

(Amount-₹)

PARTICULARS	CURRENT YEAR 2015-16	PREVIOUS YEAR 2014-15
1. Laboratory Expenses		
2. Field work/ participation		
3. Seminar / Workshop		
4. Payment to visiting faculty		
5. Examination		
6. Scholarship to Students	61,000	1,90,000
7. Common Entrance Examination Expenses		
8. Admission Expenses		
9. Convocation Expenses		
10. Publications Printing of Study Material		
11. Stipend/means-cum-merit scholarship		
12. Subscription Expenses		
13. Others (Conduct of PCPS)		
14. Sports Consumables	1,06,315	0
15. Cultural & Social Activities Expenses		
16. Community College Expenses		
17. Chemicals	43,305	73,288
18. Miscellaneous Expenses		
20. Printing & Processing (Others)		
TOTAL	2,10,620	2,63,288

SCHEDULE - 17B : ADMINISTRATIVE & GENERAL EXPENSES

(Amount-₹)

PARTICULARS	CURRENT YEAR 2015-16	PREVIOUS YEAR 2014-15
1. Electricity and Power	3,47,345	4,85,495
2. Water charges		
3. Insurance		
4. Rent, Rates & Taxes (Including property tax)		4,76,658
5. Postage & telegrams	5,000	14,033
6. Printing & Stationery	68,060	2,02,001
7. Telephone & Internet Charges	1,80,983	1,02,604
8. CPF Matching Contribution		
9. Contingencies	7,02,623	7,69,058
10. Hospitality		0
11. Audit Expenses		
12. Auditors Remunerations		
13. Professional Charges		
14. Advertisement & Publicity	2,16,972	2,48,857
15. Magazines & Journals		
16. Others		
a. Scholarship		
b. Security Expenses		
c. Meeting / Conference Expenses		
d. KV Expenses		
e. Gender Sensitisation		
f. Miscellaneous Office Expenses		
TOTAL	15,20,983	22,98,706

SCHEDULE - 18B : TRANSPORTATION EXPENSES

(Amount-₹)

PARTICULARS	CURRENT YEAR 2015-16	PREVIOUS YEAR 2014-15
1. Vehicles (Owned by Educational Institutions)		
a. Running Expenses	99,769	26,735
b. Repairs & Maintenance		
c. Insurance Expenses		
2. Vehicle taken on rent / lease		
3. Rent / Lease Expenses		
TOTAL	99,769	26,735

SCHEDULE - 19B : REPAIRS & MAINTENANCE

PARTICULARS	CURRENT YEAR 2015-16	PREVIOUS YEAR 2014-15
1. Building		
2. Furniture & Fixtures		
3. Plan & Machinery		
4. Office Equipments	1,64,815	1,15,463
5. Cleaning Materials & Services		
6. Others (Specify)		
a. Estate Maintenance	2,76,697	31,003
b. Maintenance of Hostel		
c. Campus Beautification (AMC for Garden Development)		
d. Generator Maintenance		
TOTAL	4,41,515	1,46,466

SCHEDULE - 20B : FINANCE COST

(Amount-₹)

PARTICULARS	CURRENT YEAR 2015-16	PREVIOUS YEAR 2014-15
Interest on Fixed loans		
Interest on Other loans		
1. Interest on fixed loans		
2. Interest on other loans		
TOTAL	0	0

SCHEDULE - 21B : OTHER EXPENSES

PARTICULARS	CURRENT YEAR 2015-16	PREVIOUS YEAR 2014-15
a. Provision for Bad & Doubtful debts / advances		
b. Depreciation	25,47,601	18,27,717
c. Rounding Off Exp		
TOTAL	25,47,601	18,27,717

SCHEDULE - 22B : PERIOR PERIOD EXPENSES

PARTICULARS	CURRENT YEAR 2015-16	PREVIOUS YEAR 2014-15
1. Academic Receipts		
2. Income from Investments		
3. Interest Earned		
4. Other Income		
TOTAL	0	0


PONDICHERY UNIVERSITY

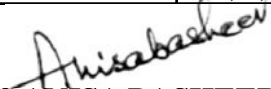
GPF & CPF A/C

BALANCE SHEET AS AT 31ST MARCH 2016

(Amount-₹)

Liabilities	Amount	Assets	Amount
GPF:		Investment	
		GPF	17,74,05,174
Opening Balance	20,55,78,087	CPF	5,28,64,943
Less: Subscription for March 2015	40,49,075		23,02,70,117
Add: Subscriptions in the year	5,15,17,938	Int. Accrued as on 31/03/2016:	
Add: Subscription for March 2016	49,86,787	GPF	2,85,57,381
Add: Recovery	1,00,76,786	CPF	69,10,352
Add: Interest Credit	1,58,31,452		3,54,67,733
Less: Advance / Withdrawal	4,70,09,625		
Closing Balance		Subscription Due for March 2016:	
	23,69,32,351	GPF	49,86,787
		CPF	6,10,639
			55,97,426
CPF:			
Opening Balance	5,93,44,695		
Less: Subscription for March 2015	4,15,794		
Add: Subscriptions in the year	63,14,386		
Add: Subscription for March 2016	6,10,639		
Add: Recovery	17,78,846		
Add: Interest Credited	27,30,445		
Less: Advance / Withdrawal	72,07,776		
Closing Balance			
	6,31,55,441		
University Contribution (CPF)			
Opening Balance	70,84,706		
Add: Subscriptions in the year	59,64,044		
Add: Interest Credited	24,64,105	1,55,12,855	
Interest Reserve:		Cash at Bank	
Opening Balance	94,37,108	GPF	3,69,19,309
Excess of Income Over Expenditure	30,54,389	CPF	1,98,37,559
			5,67,56,868
TOTAL >>>			
	32,80,92,144	TOTAL >>>	32,80,92,144


MALABIKA DEO
 FINANCE OFFICER (i/c)
 PONDICHERY UNIVERSITY



Prof. ANISA BASHEER KHAN
 VICE-CHANCELLOR (OFFICIATING)
 PONDICHERY UNIVERSITY


PONDICHERRY UNIVERSITY**GPF & CPF A/C**

(Amount-₹)

INCOME & EXPENDITURE ACCOUNT FOR THE YEAR ENDED 31ST MARCH 2016

EXPENDITURE		Amount 31/Mar/16	INCOME		Amount 31/Mar/16
Interest Credited to:			Interest earned on Investment:		
			GPF	1,52,42,965	
GPF Account	1,58,31,452		CPF	52,55,432	
				2,04,98,397	
			Add: Interest Accrued on 03/16:		
CPF Account	27,30,445		GPF	2,85,57,381	
			CPF	69,10,352	
				3,54,67,733	
Universtiy Contribution (CPF)	24,64,105	2,10,26,002	Less: Interest Accrued for March 15:		
			GPF	2,46,52,633	
Excess of Income Over Expenditure	30,54,389	30,54,389	CPF	72,33,106	
				3,18,85,739	2,40,80,391
TOTAL >>>		2,40,80,391	TOTAL >>>		2,40,80,391


MALABIKA DEO
 FINANCE OFFICER (i/c)
 PONDICHERRY UNIVERSITY


Prof. ANISA BASHEER KHAN
 VICE-CHANCELLOR (OFFICIATING)
 PONDICHERRY UNIVERSITY

PONDICHERY UNIVERSITY**GPF & CPF A/C**

(Amount-₹)

RECEIPT AND PAYMENT ACCOUNT FOR THE FINANCIAL YEAR 2015-2016

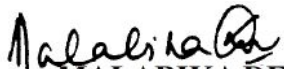
RECEIPT	₹		PAYMENT	₹	
OPENING BALANCE:					
Cash at Bank					
GPF	70,91,245				
CPF	77,93,509	1,48,84,754			
Investments					
GPF	17,74,05,174				
CPF	5,28,04,061	23,02,09,235			
G.P.F. Subscription		5,15,17,938	G.P.F. Advance		1,07,24,004
GPF Advance Recovery		1,00,76,786	G.P.F. Part Final Withdrawl		3,17,74,100
Interest earned on Investments (GPF)		1,52,42,965	G.P.F. Final Withdrawl		45,11,521
C.P.F. Subscription		63,14,386	C.P.F. Advance		26,56,957
C.P.F. Recovery		17,78,846	C.P.F. Final -Withdrawal		45,50,819
C.P.F. Matching Contribution		59,64,044			
C.P.F. Interest on Investments		52,55,432			
			CLOSING BALANCE		
			Cash at Bank		
			GPF	3,69,19,309	
			CPF	1,98,37,559	5,67,56,868
			Investments		
			GPF	17,74,05,174	
			CPF	5,28,64,943	23,02,70,117
TOTAL >>>		34,12,44,386	TOTAL >>>		34,12,44,386


PONDICHERRY UNIVERSITY**NPS TIER - 1 ACCOUNT**

(Amount-₹)

BALANCE SHEET AS AT 31ST MARCH 2016

Liabilities	Amount		Assets	Amount	
NPS Tier - 1 Account			NPS Tier - 1 Account		
Opening Balance	2,23,25,455		Subscriptions for March 2016		18,74,255
Less: Subscription for March 2015	35,54,072		University Contribution for March 2016		18,74,255
Add: Subscriptions in the year	21,91,100				
University Contribution in the year	21,91,100		Investment		1,76,34,312
Interest Credited	0				
Less: Transfer to NSDL	16,44,512		Int. Accrued but not due		2,58,305
NPS REFUND	10,63,776				
Add: Subscriptions for March 2016	18,74,255				
University Contribution for March 2016	18,74,255	2,41,93,805			
Excess of Income Over Expenditure		13,77,342			
			Bank Balance		39,30,020
TOTAL >>>		2,55,71,147	TOTAL >>>		2,55,71,147

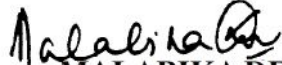

MALABIKA DEO
 FINANCE OFFICER (i/c)
 PONDICHERRY UNIVERSITY

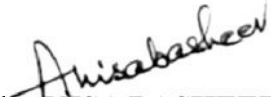

Prof. ANISA BASHEER KHAN
 VICE-CHANCELLOR (OFFICIATING)
 PONDICHERRY UNIVERSITY

PONDICHERRY UNIVERSITY**NPS TIER - 1 ACCOUNT****INCOME & EXPENDITURE ACCOUNT FOR THE YEAR ENDED 31ST MARCH 2016**

(Amount-₹)

EXPENDITURE	Amount 31/Mar/15		INCOME	Amount 31/Mar/15	
Interest Credited to Subscriber's Accounts	0		Interest earned on Investment	13,35,524	
			Less: Interest Accrued 31/03/15	2,16,487	
			Add: Interest Accrued but not due	2,58,305	13,77,342
Excess of Income Over Expenditure	13,77,342				
TOTAL >>>	13,77,342		TOTAL >>>		13,77,342


MALABIKA DEO
 FINANCE OFFICER (i/c)
 PONDICHERRY UNIVERSITY


Prof. ANISA BASHEER KHAN
 VICE-CHANCELLOR (OFFICIATING)
 PONDICHERRY UNIVERSITY

PONDICHERY UNIVERSITY**NPS TIER - 1 ACCOUNT****RECEIPT AND PAYMENT ACCOUNT FOR THE FINANCIAL YEAR 2015-2016**

(Amount - ₹)

RECEIPT	Amount		PAYMENT	Amount	
OPENING BALANCE:					
Cash at Bank	9,20,584		Investments		1,77,76,697
Investments	1,76,34,312	1,85,54,896			
			Withdrawal / Refund t NSDL		27,08,288
NPS Tier - 1 Account					
Own Subscription		21,91,100			
University Contribution		21,91,100			
Interest on Investment		14,77,909			
			Closing Balance as on 31/03/2016		39,30,020
TOTAL >>>		2,44,15,005	TOTAL >>>		2,44,15,005

PONDICHERY UNIVERSITY

SCHEDULE: 23- SIGNIFICANT ACCOUNTING POLICIES

The Annual Accounts are prepared on Accrual basis in the Common Format of Accounting System as prescribed by the Ministry of Human Resources Development w.e.f. 2014-2015 as per the communication received from the MHRD vide letter dated 17.04.2015. However in respect of fee receipts cash basis of Accounting is adopted

One Consolidated Balance Sheet is prepared merging the accounts of Directorate of Distance Education and Pondicherry University Community College with the University Main Accounts.

The rate of depreciation was provided as per the communication received from the MHRD vide letter dated 17th April 2015. The University adopted the straight line method of depreciation at the following depreciation rates as given by the MHRD for the year 2014-2015. The depreciation is provided for the whole year on additions during the year.

Furniture	-	7.50 %
Office Equipment	-	7.50 %
Computer	-	20.00 %
Books	-	10.00 %
Vehicles	-	10.00 %
Buildings	-	2.00 %
Plant and Machinery	-	5.00 %

The value of land given to Pondicherry University on 99 years leasehold by the Government of Puducherry (Puducherry & Karaikal Region) is taken at a nominal value of Rs.1,000/- and shown as fixed assets.

The University has been exempted from Income Tax under section 10(23 C)(iii ab) of the Income Tax Act 1961.

All investments are made in accordance with EC directives/delegation and/or GOI directives as applicable.

Provision for Actuarial valuation of Pension and Gratuity has been made in the Annual Accounts as certified by the Consulting Actuary w.e.f 2010-11 onwards as per Uniform Accounting Guidelines. Provision for Actuarial valuation for the E.L/HPL encashment has been provided. w.e.f. 2012-13.

A consolidated Receipts & Payments A/c has been prepared.

Revenue Grants relating to Non-Plan maintenance Grants and Plan account are treated as Revenue Grants and shown as Income in the Income & Expenditure account.

As UGC gives grants every year towards the payment of Pension & Retirement benefits, the actual expenditure for each year have been debited to the Grants Account concerned.

A separate Balance Sheet has been Prepared for the GPF & CPF A/c and NPS A/c from the year 2014-2015 as per the direction of the MHRD vide letter dated 17th April 2015.

The closing balance of various plan schemes included in capital grant have been separately disclosed in the Schedule 2 Designated fund

The breakup details of cost of each Asset as at the beginning of the year (01.04.2015) could not be ascertained/worked out at this year in view of complexity in segregated of each item of asset created over several years.

SCHEDULE: 24- CONTINGENT LIABILITIES AND NOTES TO ACCOUNTS:

Value of Contracts remaining to be Executed and not provided for works out to Rs.8,855.16 lakhs.

Assets not owned but held and used by the University – Rs.48,26,24,556/-

SCHEDULE - FIXED ASSETS	EMSF										AMOUNT		
	GROSS BLOCK				DEPRECIATION						NET BLOCK		
DESCRIPTION	Cost/ Valuation as at beginning of the year	Additions during the year	Deductions during the year	Cost/ Valuation at the year end	As at the beginning of the year	Depreciation on Opening Balance	On Additions during the year	On Deductions during the year	Total Depreciation	Total up to the year end	As at the current year end	As at the previous year end	%
1	3	4	5	6	7	8	9	10	11	12	13	14	15
				(3+4-5)					(8+9-10)	(7+11)	(6-12)		
FIXED ASSETS													
1.BUILDINGS	2,22,19,334			2,22,19,334	26,81,203				0	26,81,203	1,95,38,131	1,95,38,131	1.63
2.OFFICE EQUIPMENT	46,59,83,573	2,83,80,103		49,43,63,676	5,93,35,938					5,93,35,938	43,50,27,738	40,66,47,635	7.07
3.VEHICLES	2,57,992			2,57,992	1,25,900					1,25,900	1,32,092	1,32,092	9.50
4.FURNITURE & FURNISHING	31,00,311	5,500		31,05,811	3,16,355					3,16,355	27,89,456	27,83,956	6.33
5.COMPUTER		1,15,674		1,15,674						0	1,15,674	0	20.00
6.BOOKS & JOURNALS	1,71,70,849	3,76,622		1,75,47,471	65,26,006					65,26,006	1,10,21,465	1,06,44,843	10.00
7.WORK IN PROGRESS		1,40,00,000		1,40,00,000						0	1,40,00,000		
TOTAL	50,87,32,059	4,28,77,899		55,16,09,958	6,89,85,402	0	0	0	0	6,89,85,402	48,26,24,556	43,97,46,657	

- A Receipts and Payments Account, and Income & Expenditure Account (on Accrual basis) and a Balance Sheet of Provident Fund Accounts as well as the New Pension Scheme for the year 2015-16 have been attached to the University's Accounts. A large portion of the New Pension Scheme Rs.11,87,71,920/- in respect of 335 employees who have been allotted PRA numbers has been transferred upto to 2015-16 to NSDL. The balance of Rs.2,15,64,332/- including interest earned kept in our University Account in respect of 23 members will be transferred to NSDL once the PRA number allotted by the Agency.
- As on 31.03.2016, 185 Court Cases were filed against the Institution are related to Service, Academic and Examination matters. The quantum of the claims is not ascertainable. There is no Court Cases filed by the Contractors.
- Due to non-availability of grants under the head-Non-Salary(Other Charges) of “Non-Plan Maintenance Grant”, the excess amount of Rs.1,67,09,822/- incurred under the head “Electrical Charges” has been met under the head “Debt & Deposit Interest”, as per the UGC letter Letter No.F.No.21-10/2015(CU) dt.11.12.2015 informing that the deficit under “Non-Salary” component may be met from our own internal resources.

PONDICHERY UNIVERSITY
CONSOLIDATED RECEIPTS & PAYMENTS FOR THE YEAR 2015-2016

(Amount-₹)

RECEIPT	₹	₹	PAYMENT	₹	₹
OPENING BALANCE:					
Non-Plan Account					
Imprest	20,750				
Cash at bank	5,25,09,307				
Investments	1,75,00,000				
Plan A/c					
Cash at bank	3,74,58,864				
Investments	11,18,99,345				
EMSF A/c					
Cash at bank	3,52,53,312				
Investments	22,93,27,959	48,39,69,537			
Debt & Deposit Account					
Cash at bank	8,12,17,000				
Investments	80,28,17,705	88,40,34,705			
GPF Account					
Cash at bank	70,91,245				
Investments	17,74,05,174	18,44,96,419			
CPF Account					
Cash at bank	77,93,509				
Investments	5,28,04,061	6,05,97,570			
NPS Account					
Cash at bank	9,20,584				
Investments	1,76,34,312	1,85,54,896			

Endowments						
Cash at bank	13,53,968					
Investments	1,85,80,259	1,99,34,227				
Distance Education						
Cash at bank	2,99,23,845					
Investments	61,12,37,953	64,11,61,798				
Community College						
Cash at bank	68,84,127					
Cash at (cc-Mahe) A/c	19,51,143					
Cash at Bank (CC-P(B. Voc)	10,90,105					
Cash at Students Welfare Fund A/c	7,33,692	1,06,59,067				
General A/c						
Non-Plan				Non-Plan		
Maintenance Grant (14-15)	98,09,92,000			Salary	72,47,08,142	
University Receipts	22,77,81,054			Pension	5,59,41,464	
				Other Components	8,90,06,548	
				Other Charges		
				Recurring	32,83,06,569	
				Non-Recurring	3,23,43,509	
				Advance	71,31,960	
Plan				Plan		
XII Plan General Development Scheme	17,00,00,000			Recurring	7,68,45,603	
Specific Plan Schemes	1,30,76,270			Non-Recurring	10,83,57,249	
Interest on Investment	2,60,98,434			Advance	1,27,792	
Interest From RITES	2,02,27,530					
Advance Adjustment	1,60,000					

(Amount-₹)

EMSF			EMSF			
Grants Received from various Agencies	15,40,95,550		Recurring	18,56,82,273		
Interest on Investment	1,75,60,562		Non-Recurring	4,28,77,899		
Advance Adjustment	1,45,50,572	162,45,41,972	Advane	73,89,862	165,87,18,870	
Debt & Deposit			Debt & Deposit			
Receipts		12,74,09,831	Expenditure		10,80,21,181	
Interest on Investments		6,61,64,727	Non-Recurring		2,17,01,018	
GPF			GPF			
Subscription / Recovery		6,16,06,224	Advance / Part Final / Final Withdrawl		4,70,21,125	
Interest on Investments		1,52,42,965				
CPF			CPF			
Subscription / Recovery / Matching		1,40,57,276	Advance / Final / Refund		72,07,776	
Interest on Investments		52,55,432				
NPS			NPS			
Subscription / Matching		43,82,200	NSDL Upload		16,44,512	
Interest on Investments		14,77,909	Refund		10,63,776	
Endowments			Endowments			
New Endowments		1,00,000	Expenditure		1,25,549	
Income on Investments		16,15,334				

(Amount-₹)

Distance Education			Distance Education			
Receipts		15,74,28,837	Salary/ OTA /Honorarium	2,80,35,071		
Income on Investments		5,04,61,949	Other Administrative Expenses	2,79,32,131		
Adjustment of Advances		13,93,814	Non-Recurring	5,79,049		
			Refund of Endowment Fees	5,00,000		
			Transfer of fund (Non-Plan)	1,77,92,022		
			Temporary Advance	53,31,309	8,01,69,582	
Community College			Community College			
Receipts		2,75,68,579	Salary & Wages	1,30,01,151		
Income on Investments		2,12,393	Other Administrative Expenses	66,99,722		
Advance Adjustment		1,48,317	Non-Recurring	33,91,627		
			Advance	1,49,200	2,32,41,700	
			CLOSING BALANCE:			
			Non-Plan A/c			
			Imprest	31,020		
			Cash at bank	4,13,33,899		
			Plan A/c			
			Cash at bank	15,35,89,799		
			Investments	4,00,00,000		
			EMSF A/c			
			Cash at bank	1,94,27,395		
			Investments	19,54,10,526	44,97,92,639	
			Debt & Deposit Account			
			Cash at bank	16,56,11,179		
			Investments	78,22,75,885	94,78,87,064	

(Amount-₹)

			GPF Account			
			Cash at bank	3,69,19,309		
			Investments	17,74,05,174	21,43,24,483	
			CPF Account			
			Cash at bank	1,98,37,559		
			Investments	5,28,64,943	7,27,02,502	
			NPS Account			
			Cash at bank	39,30,020		
			Investments	1,77,76,697	2,17,06,717	
			Endowments			
			Cash at bank	32,26,399		
			Investments	1,82,97,613	2,15,24,012	
			Distance Education			
			Cash at bank	20,18,15,218		
			Investments	56,84,61,598	77,02,76,816	
			Community College			
			Cash at bank	57,92,704		
			Cash at (cc-Mahe) A/c	40,63,456		
			Cash at Bank (CC-P(B. Voc)	47,27,163		
			Cash at Students Welfare Fund A/c	7,63,333	1,53,46,656	
			TOTAL >>>			
		446,24,75,978		TOTAL >>>		446,24,75,978

**Separate Audit Report of the Comptroller & Auditor General of India on the
Accounts of Pondicherry University, Puducherry for the year ended
31 March 2016**

We have audited the attached Balance Sheet of Pondicherry University, Puducherry as at 31 March 2016, Receipts and Payments Account and the Income & Expenditure Account for the year ended on that date under Section 19(2) of the Comptroller & Auditor General's (Duties, Powers & Conditions of Service) Act, 1971 read with Section 30(1) of the Pondicherry University Act, 1985. These financial statements are the responsibility of the University's management. Our responsibility is to express an opinion on these financial statements based on our audit.

2. This Separate Audit Report contains the comments of the Comptroller & Auditor General of India (CAG) on the accounting treatment only with regard to classification, conformity with the best accounting practices, accounting standards, disclosure norms, etc. Audit observations on financial transactions with regard to compliance with the Law, Rules & Regulations (Propriety and Regularity) and efficiency-cum performance aspects, etc., if any, are reported through Inspection Report/ CAG's Audit Reports separately.

3. We have conducted our audit in accordance with auditing standards generally accepted in India. These standards require that we plan and perform the audit to obtain reasonable assurance about whether the financial statements are free from material misstatements. An audit includes examining, on a test basis, evidences supporting the amounts and disclosures in the financial statements. An audit also includes assessing the accounting principles used and significant estimates made by management, as well as evaluating the overall presentation of financial statements. We believe that our audit provides a reasonable basis for our opinion.

4 Based on our audit, we report that:

i We have obtained all the information and explanations, which to the best of our knowledge and belief were necessary for the purpose of our audit.

ii The Balance Sheet, Income & Expenditure Account and Receipts & Payments Account dealt with by this report have been drawn up in the format approved by the Ministry of Human Resource Development.

iii In our opinion, proper books of accounts and other relevant records have been maintained by the Pondicherry University, Puducherry as required in the rules and regulations of the University, in so far as it appears from our examination of such books.

iv We further report that:

A Balance Sheet

Application of Funds

Fixed Assets (Sch.4) – Capital Work-in-Progress – Rs 154.76 crore.

Loans, Advances & Deposits (Sch.8) – Rs 24.86 crore.

As per Form-65 furnished by CPWD (Civil & Electrical) for the month ended March 2016, unutilized balance of deposits amounting to Rs 4,67,69,891 was available with them. However, the University had disclosed the 'advance to CPWD' as 'NIL' under 'Loans and advances' in the Balance Sheet. The University had wrongly accounted all the deposits given to CPWD in Capital work-in-progress under Fixed Assets. This had resulted in overstatement of Fixed Assets and understatement of Loans and Advances to the extent of Rs 4.68 crore.

Value of deposits transferred to various Heads of Accounts viz., 'Buildings', 'Capital Work In Progress' and the unutilized balance of deposits remaining under 'Advances' were not periodically reconciled with CPWD.

B Effect of Revision in Accounts

The accounts of the University were revised based on audit observations. As a result of revision, Assets and Liabilities were increased by Rs 2.37 crore and deficit decreased by Rs 1.75 crore.

C Grants in aid

Out of Rs.139.68 crore grants-in-aid received for the year, [Non-plan: Rs 98.10 crore; Plan: Rs 22.96 crore; Sponsored Projects: Rs 18.62 crore] internal receipts of Rs 22.78 crore and unspent balance of Rs 48.40 crore of previous year, totalling Rs 210.86 crore the university could utilise a sum of Rs 165.88 crore, leaving a balance of Rs 44.98 crore as at 31st March 2016.

v Subject to our observations in the preceding paragraphs, we report that the Balance Sheet, Income & Expenditure Account and Receipts & Payments Account dealt with by this report is in agreement with the books of accounts.

vi In our opinion and to the best of our information and according to the explanations given to us, the said financial statements read together with the Accounting Policies and Notes on Accounts, and subject to the significant matters stated above and other matters mentioned in Annexure to this Audit Report, give a true and fair view in conformity with accounting principles generally accepted in India.

- a In so far as it relates to the Balance Sheet, of the state of affairs of Pondicherry University, Puducherry as at 31 March 2016; and
- b In so far as it relates to Income & Expenditure Account of the deficit for the year ended on that date.

For and on behalf of the C&AG of India

Place: Chennai
Date: 20.12.2016

Principal Director of Audit (Central),
Chennai

$\frac{2}{5}$

Annexure to Audit Report**1 Adequacy of Internal Audit System:**

The Internal audit system in the University is adequate for the areas seen in audit.

2 Adequacy of Internal Control System:

Internal Controls were not adequate as accounts of University were revised due to significant findings of audit and its impact on Balance sheet was Rs 2.37 crore and on Income and Expenditure was Rs 1.75 crore.

3 System of Physical verification of Fixed Assets:


Physical verification of Fixed Assets has been done for the year 2015-16.

4 System of Physical verification of Inventory:

The Physical verification of Inventory had been carried out by the University at reasonable intervals.

5 Regularity in payment of statutory dues:

The University is regular in depositing statutory dues to the appropriate authorities.


Director/CAB $\frac{4}{6}$

UNIVERSITY REPLY TO SEPARATE AUDIT REPORT

1. ADEQUACY OF INTERNAL AUDIT SYSTEM:

Factual Statement.

2. ADEQUACY OF INTERNAL CONTROL SYSTEM:

Internal Control System in the University will be improved.

3. SYSTEM OF PHYSICAL VERIFICATION OF FIXED ASSETS:

Factual Statement.


4. SYSTEM OF PHYSICAL VERIFICATION OF INVENTORY:

Factual Statement

5. REGULARITY IN PAYMENT OF STATUTORY DUES:

Factual Statement

Date:30.12.2016


(MALABIKA DEO)
Finance Officer(i/c)
Pondicherry University