

# PONDICHERRY UNIVERSITY PUDUCHERRY



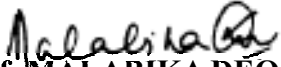
## ANNUAL ACCOUNTS 2016 - 2017


**PONDICHERRY UNIVERSITY**  
**ANNUAL ACCOUNTS 2016 - 2017**  
**INDEX**

<b>SL. No.</b>	<b>DETAILS</b>	<b>Page No.</b>
1.	BALANCE SHEET - GENERAL ACCOUNT	1
2.	INCOME & EXPENDITURE ACCOUNT - GENERAL	2
3.	INCOME & EXPENDITURE ACCOUNT - DDE	3
4.	INCOME & EXPENDITURE ACCOUNT - COMMUNITY COLLEGE	4
5.	SCHEDULES FORMING PART OF THE BALANCE SHEET	5-35
6.	SCHEDULES FORMING PART OF THE INCOME & EXPENDITURE - GENERAL	36-45
7.	SCHEDULES FORMING PART OF THE ACCOUNTS - DDE	46-64
8.	SCHEDULES FORMING PART OF THE ACCOUNTS - COMMUNITY COLLEGE	65-82
9.	BALANCE SHEET - GPF AND CPF ACCOUNT	83
10.	INCOME & EXPENDITURE ACCOUNT - GPF AND CPF ACCOUNT	84
11.	RECEIPT AND PAYMENTS ACCOUNT - GPF AND CPF ACCOUNT	85
12.	BALANCE SHEET - NPS TIER - 1 ACCOUNT	86
13.	INCOME & EXPENDITURE ACCOUNT - NPS TIER - 1 ACCOUNT	87
14.	RECEIPT AND PAYMENTS ACCOUNT - NPS TIER - 1 ACCOUNT	88
15.	SIGNIFICANT ACCOUNTING POLICIES	89-90
16.	CONTINGENT LIABILITIES AND NOTES TO ACCOUNTS	91-92
17.	CONSOLIDATED RECEIPT AND PAYMENTS	93-97
18.	AUDIT CERTIFICATE	98-102

**PONDICHERY UNIVERSITY**  
**BALANCE SHEET AS AT - 31<sup>ST</sup> MARCH 2017**

PARTICULARS	SCHEDULE	AMOUNT IN ₹	
		Current Year 2016-17	Previous Year 2015-16
<b>SOURCES OF FUNDS</b>			
CORPUS / CAPITAL FUND	1+1A+1B	131,58,75,638	177,33,19,571
DESIGNATED / EARMARKED FUND	2+2A+2B	128,57,91,494	125,23,45,558
ENDOWMENT	2a+2aA+2aB	2,29,23,518	2,22,38,426
CURRENT LIABILITIES & PROVISIONS	3+3A+3B	478,52,95,342	358,21,17,019
<b>TOTAL</b>		<b>740,98,85,992</b>	<b>663,00,20,574</b>
<b>APPLICATION OF FUNDS</b>			
<b>FIXED ASSETS</b>			
Tangible Assets	4+4A+4B	258,49,58,206	260,93,18,912
Intangible Assets	4+4A+4B	69,95,618	1,73,63,506
Capital Work-in-Progress	4+4A+4B	176,58,15,452	154,75,83,063
<b>INVESTMENTS</b>			
Earmarked / Endowment Funds	5+5A+5B	13,17,46,247	21,37,08,139
Others	6+6A+6B	126,29,09,831	139,07,37,483
CURRENT ASSETS	7+7A+7B	106,65,06,100	60,26,53,330
LOANS, ADVANCES & DEPOSITS	8+8A+8B	59,09,54,538	24,86,56,141
<b>TOTAL</b>		<b>740,98,85,992</b>	<b>663,00,20,574</b>
SIGNIFICANT ACCOUNTING POLICIES	23		
CONTINGENT LIABILITIES AND NOTES TO ACCOUNTS	24		

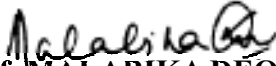
  
**Prof. MALABIKA DEO**  
 FINANCE OFFICER (i/c)  
 PONDICHERY UNIVERSITY


  
**Prof. GURMEET SINGH**  
 VICE-CHANCELLOR  
 PONDICHERY UNIVERSITY

**PONDICHERY UNIVERSITY**  
**GENERAL ACCOUNT**

**INCOME AND EXPENDITURE ACCOUNT FOR THE YEAR ENDED 31<sup>ST</sup> MARCH 2017**

PARTICULARS	SCHEDULE	AMOUNT IN ₹					
		Current Year 2016-17			Previous Year 2015-16		
		Plan	Non-Plan	TOTAL	Plan	Non-Plan	TOTAL
<b>INCOME</b>							
Academic Receipts	9	0	17,80,12,876	17,80,12,876	0	16,81,11,328	16,81,11,328
Grants & Donations	10	35,30,00,033	109,74,26,261	145,04,26,294	4,75,02,191	94,88,81,678	99,63,83,869
Income from Investments	11	0	0	0	78,904	0	78,904
Interest Earned	12	0	0	0	0	0	0
Other Income	13	74,48,015	4,21,06,405	4,95,54,420	2,93,43,412	4,96,39,241	7,89,82,653
Prior Period Income	14	0	85,37,932	85,37,932	0	1,03,90,485	1,03,90,485
<b>Total (A)</b>		<b>36,04,48,048</b>	<b>132,60,83,474</b>	<b>168,65,31,522</b>	<b>7,69,24,507</b>	<b>117,70,22,732</b>	<b>125,39,47,239</b>
<b>EXPENDITURE</b>							
Staff Payments & Benefits	15	74,34,647	93,93,86,036	94,68,20,683	89,61,583	88,65,74,576	89,55,36,159
Academic Expenses	16	7,54,65,040	13,25,16,756	20,79,81,796	3,89,21,822	10,31,36,552	14,20,58,374
Administrative & General Expenses	17	6,18,800	16,48,53,027	16,54,71,827	0	14,23,31,901	14,23,31,901
Transportation Expenses	18	0	1,08,57,116	1,08,57,116	0	1,06,53,595	1,06,53,595
Repairs & Maintenance	19	1,48,31,356	5,28,93,033	6,77,24,389	0	6,13,89,117	6,13,89,117
Finance Costs	20	0	0	0	0	0	0
Depreciation	21	13,96,03,320	3,71,38,469	17,67,41,789	8,80,54,524	3,15,85,393	11,96,39,917
Prior Period Expenses	22	0	1,04,02,104	1,04,02,104	0	35,10,758	79,91,320
<b>Total (B)</b>		<b>23,79,53,163</b>	<b>134,80,46,541</b>	<b>158,59,99,704</b>	<b>13,59,37,929</b>	<b>123,91,81,892</b>	<b>137,96,00,383</b>
Excess of Income Over Expenditure (A-B)		<b>12,24,94,885</b>		<b>10,05,31,818</b>			
Excess of Expenditure over Income (B-A)			<b>2,19,63,067</b>		<b>5,90,13,422</b>	<b>6,21,59,160</b>	<b>12,56,53,144</b>

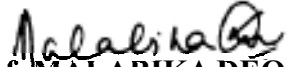
  
**Prof. MALABIKA DEO**  
FINANCE OFFICER (i/c)  
PONDICHERY UNIVERSITY


  
**Prof. GURMEET SINGH**  
VICE-CHANCELLOR  
PONDICHERY UNIVERSITY

**PONDICHERY UNIVERSITY**  
**DIRECTORATE OF DISTANCE EDUCATION**

**INCOME AND EXPENDITURE ACCOUNT FOR THE YEAR ENDED 31<sup>ST</sup> MARCH 2017**

PARTICULARS	SCHEDULE	AMOUNT IN ₹				
		Current Year 2016-17			Previous Year	
		Corpus	Designated Fund	General Fund	TOTAL	2015-16 Total
<b>INCOME</b>						
Academic Receipts	9A			15,64,06,578		15,26,01,286
Grants & Donations	10A			0		
Income from Investments	11A			0		
Interest Earned	12A			0		
Other Income	13A			1,43,81,257		1,34,61,031
Prior Period Income	14A			0		
<b>Total (A)</b>				<b>17,07,87,835</b>	<b>17,07,87,835</b>	<b>16,60,62,317</b>
<b>EXPENDITURE</b>						
Staff Payments & Benefits	15A			3,24,51,750		3,48,55,532
Academic Expenses	16A			61,65,995		1,29,97,959
Administrative & General Expenses	17A			95,09,526		78,01,501
Transportation Expenses	18A			1,78,717		52,547
Repairs & Maintenance	19A			5,86,832		4,31,132
Finance Costs	20A			0		0
Depreciation	21A			38,12,970		32,33,080
Prior Period Expenses	22A			0		
<b>Total (B)</b>				<b>5,27,05,790</b>	<b>5,27,05,790</b>	<b>5,93,71,751</b>
Excess of Income over Expenditure (A-B)				<b>11,80,82,045</b>	<b>11,80,82,045</b>	<b>10,66,90,566</b>

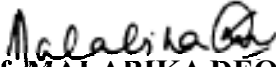
  
Prof. MALABIKA DEO  
FINANCE OFFICER (i/c)  
PONDICHERY UNIVERSITY


  
Prof. GURMEET SINGH  
VICE-CHANCELLOR  
PONDICHERY UNIVERSITY

**PONDICHERY UNIVERSITY**  
**COMMUNITY COLLEGE**

**INCOME AND EXPENDITURE ACCOUNT FOR THE YEAR ENDED 31<sup>ST</sup> MARCH 2017**

PARTICULARS	SCHEDULE	AMOUNT IN ₹				
		Current Year 2016-17				Previous Year 2015-16
		Corpus	Designated Fund	General Fund	TOTAL	Total
<b>INCOME</b>						
Academic Receipts	9B			1,97,78,706		1,59,49,076
Grants & Donations	10B			0		1,05,00,000
Income from Investments	11B			0		0
Interest Earned	12B			0		0
Other Income	13B			4,37,485		2,12,393
Prior Period Income	14B			0		0
<b>Total (A)</b>				<b>2,02,16,191</b>		<b>2,66,61,469</b>
<b>EXPENDITURE</b>						
Staff Payments & Benefits	15B			1,64,05,765		1,78,92,719
Academic Expenses	16B			6,28,145		2,10,620
Administrative & General Expenses	17B			17,05,592		15,20,983
Transportation Expenses	18B			1,61,162		99,769
Repairs & Maintenance	19B			2,60,860		4,41,512
Finance Costs	20B			0		0
Depreciation	21B			21,84,301		25,47,601
Prior Period Expenses	22B			0		0
<b>Total (B)</b>				<b>2,13,45,825</b>		<b>2,27,13,204</b>
Excess of Expenditure over Income (B-A)				<b>11,29,634</b>		<b>39,48,265</b>

  
Prof. MALABIKA DEO  
FINANCE OFFICER (i/c)  
PONDICHERY UNIVERSITY

  
Prof. GURMEET SINGH  
VICE-CHANCELLOR  
PONDICHERY UNIVERSITY

**SCHEDULES FORMING PART OF THE BALANCE SHEET**

**SCHEDULE - 1 : CORPUS / CAPITAL FUND**

(Amount- ₹)

PARTICULARS	CURRENT YEAR 2016-17		PREVIOUS YEAR 2015-16	
<b>Non-Plan Account:</b> Opening Balance	2,43,41,655		9,78,71,374	
Add: Capitalised Value	85,10,854		3,21,10,322	
Less: Excess of Expenditure Over Income	2,19,63,067		6,21,59,160	
MCA (2016-2017)	3,36,899		3,86,663	
HBA (2016-2017)	0		2,49,939	
Accrued Interest	0		15,10,380	
Unutilized Grant as on 31.03.2016	0		4,13,33,899	
		1,05,52,543		2,43,41,655
<b>Plan Account:</b> Opening Balance	343,29,04,244		338,42,13,272	
Add: Capitalised Value	36,82,52,601		10,83,57,249	
Temporary Advance outstanding	6,00,000		1,27,792	
Excess of Income Over Expenditure (2016-17)	12,24,94,885		5,90,13,422	
Temporary Adjustment	77,792		1,60,000	
Plan Account Accrued Interest	78,904		6,20,647	
<b>TOTAL</b>	<b>392,40,95,034</b>	<b>392,40,95,034</b>	<b>343,29,04,244</b>	<b>343,29,04,244</b>

**SCHEDULE - 1 : CORPUS / CAPITAL FUND (Cont.)**

(Amount- ₹)

PARTICULARS	CURRENT YEAR 2016-17		PREVIOUS YEAR 2015-16	
<b>Major Building Corpus Fund</b>		<b>38,62,57,569</b>		<b>38,62,57,569</b>
<b>New Convention Centre (Auditorium)</b>	<b>12,51,13,219</b>		<b>12,51,13,219</b>	
Add: Addition during the Year		<b>12,51,13,219</b>		<b>12,51,13,219</b>
<b>Debt &amp; Deposit (Infrastructure &amp; Development)</b>	<b>1,99,11,677</b>		<b>1,04,04,069</b>	
Add: Capitalised Value	38,62,171		1,42,56,468	
Less: Depreciation	32,70,488		31,33,860	
Adj. Advance last year Refund	11,97,000	<b>1,93,06,360</b>	16,15,000	<b>1,99,11,677</b>
<b>Placement Fund</b>		<b>36,890</b>		<b>36,890</b>
<b>University Development Fund</b>	<b>4,05,91,403</b>		<b>3,49,65,402</b>	
Add: Capitalised Value	30,39,350		84,24,550	
Less: Depreciation	22,35,003		22,03,687	
Adj. Advance last year Refund	1,42,000	<b>4,12,53,750</b>	5,94,862	<b>4,05,91,403</b>
<b>Total (A)</b>		<b>450,66,15,365</b>		<b>402,91,56,658</b>
Actuarial Value of Pension	320,20,31,695		232,03,92,255	
Actuarial Value of Gratuity	37,80,30,559		27,62,79,406	
Actuarial Value of Leave Encashment	56,01,68,813	<b>414,02,31,067</b>	47,83,26,879	<b>307,49,98,540</b>
(A) GENERAL ACCOUNTS: SCHEDULE - I TOTAL		<b>36,63,84,298</b>		<b>95,41,58,117</b>
(B) DDE ACCOUNTS: SCHEDULE - 1A TOTAL		<b>91,40,36,381</b>		<b>78,34,37,341</b>
(C) PUCC ACCOUNTS: SCHEDULE - 1B TOTAL		<b>3,54,54,960</b>		<b>3,57,24,112</b>
<b>GRAND TOTAL (1) + (1A) + (1B)</b>		<b>131,58,75,638</b>		<b>177,33,19,570</b>



**SCHEDULE - 2 DESIGNATED/EARMARKED FUNDS**

(Amount- ₹)

PARTICULARS	FUND WISE BREAK UP					TOTAL	
	<i>XII Plan General Development Schemes</i>	<i>Thane Cyclone Grant</i>	<i>Human Resource Development Centre</i>	<i>HRDC Particpante Registration Fee</i>	<i>Adult &amp; Continuing Education</i>	<i>Current Year 2016-17</i>	<i>Previous Year 2015-16</i>
A - PLAN A/C							
a) Opening Balance	15,07,77,141	87,07,835	-6,924,482	11,25,367	10,880		
b) Additions to the Funds:							
i. Receipts	33,39,00,000		38,00,000	1,89,518			
ii. Income from Investments							
iii. Accrued Interest (16-17)							
Less: Accrued Interest (15-16)							
iv. Other additions : Adjustment Advance	51,000						
<b>TOTAL (b)</b>	<b>33,39,51,000</b>	<b>0</b>	<b>38,00,000</b>	<b>1,89,518</b>	<b>0</b>		
c) Utilisation/Expenditure towards objectives of funds							
i. Capital Expenditure							
- Equipment	54,22,149						
- Computer	23,83,589						
- Books & Journals	55,73,228		3,99,229				
- Furniture	2,71,51,327						
- Vehicle							
- Campus Development - Building	5,57,564						
- Work-in-Progress	28,94,69,498						
Total	<b>33,05,57,355</b>	<b>0</b>	<b>3,99,229</b>	<b>0</b>	<b>0</b>		
ii. Revenue Expenditure							
- Salaries, Wages and Allowance etc			28,88,965				
- Rent							
- Other Administrative Expenses	6,51,23,632		40,15,943				
Total	6,51,23,632	0	69,04,908	0	0		
<b>TOTAL (c)</b>	<b>39,56,80,987</b>	<b>0</b>	<b>73,04,137</b>	<b>0</b>	<b>0</b>		
NET BALANCE AS AT THE YEAR-END (a+b-c)	<b>8,90,47,154</b>	<b>87,07,835</b>	<b>-10,428,619</b>	<b>13,14,885</b>	<b>10,880</b>	<b>8,86,52,135</b>	<b>15,36,96,741</b>

**SCHEDULE - 2 DESIGNATED/EARMARKED FUNDS (Cont..)**

(Amount- ₹)

PARTICULARS	FUND WISE BREAK UP					TOTAL	
	<i>MSC Quantitative Finance</i>	<i>PG Diploma in Food Safety &amp; Quality Assurance</i>	<i>PG Diploma in Green Energy Technology</i>	<i>Setting-Up of ETD Laboratory (Library)</i>	<i>College Development Council</i>	<i>Current Year 2016-17</i>	<i>Previous Year 2015-16</i>
A - PLAN A/C							
a) Opening Balance	26,22,711	3,53,050	39,56,849	12,36,788	27,900		
b) Additions to the Funds:							
i. Receipts							
ii. Income from Investments							
iii. Accrued Interest (16-17)							
Less: Accrued Interest (15-16)							
iv. Other additions : Adjustment Advance		26,792					
<b>TOTAL (b)</b>	<b>0</b>	<b>26,792</b>	<b>0</b>	<b>0</b>	<b>0</b>		
c) Utilisation/Expenditure towards objectives of funds							
i. Capital Expenditure							
- Equipment	3,87,394	6,250					
- Computer	18,03,446						
- Books & Journals				12,35,101			
- Furniture	71,929						
- Campus Development - Building							
- Work-in-Progress							
Total	<b>22,62,769</b>	<b>6,250</b>	<b>0</b>	<b>12,35,101</b>	<b>0</b>		
ii. Revenue Expenditure							
- Salaries, Wages and Allowance etc							
- Rent							
- Other Administrative Expenses	54,448	2,63,031	8,401	1,687			
Total	54,448	2,63,031	8,401	1,687	0		
<b>TOTAL (c)</b>	<b>23,17,217</b>	<b>2,69,281</b>	<b>8,401</b>	<b>12,36,788</b>	<b>0</b>		
NET BALANCE AS AT THE YEAR-END (a+b-c)	<b>3,05,494</b>	<b>1,10,561</b>	<b>39,48,448</b>	<b>0</b>	<b>27,900</b>	<b>43,92,403</b>	<b>81,97,298</b>

**SCHEDULE - 2 DESIGNATED/EARMARKED FUNDS (Cont..)**

(Amount- ₹)

PARTICULARS	FUND WISE BREAK UP					TOTAL	
	<i>Establishment of New Media Centre</i>	<i>Strengthening of Infrastructure for Science Dept.</i>	<i>Strengthening of Infrastructure Non-SAP Dept.</i>	<i>M.A Sustainable Development</i>	<i>Others</i>	<i>Current Year 2016-17</i>	<i>Previous Year 2015-16</i>
A - PLAN A/C							
a) Opening Balance	87,66,287	46,02,694	1,89,186	1,19,731	25,24,621		
b) Additions to the Funds:							
i. Receipts							
ii. Income from Investments							
iii. Accrued Interest (16-17)							
Less: Accrued Interest (15-16)							
iv. Other additions (specify nature)							
<b>TOTAL (b)</b>	<b>0</b>	<b>0</b>	<b>0</b>	<b>0</b>	<b>0</b>		
c) Utilisation/Expenditure towards objectives of funds							
i. Capital Expenditure							
- Equipment	6,39,991						
- Computer							
- Books & Journals							
- Furniture							
- Campus Development - Building							
- Work-in-Progress							
Total	6,39,991	0	0	0	0		
ii. Revenue Expenditure							
- Salaries, Wages and Allowance etc							
- Rent							
- Other Administrative Expenses	2,79,200	46,02,694					
Total	2,79,200	46,02,694	0	0	0		
<b>TOTAL (c)</b>	<b>9,19,191</b>	<b>46,02,694</b>	<b>0</b>	<b>0</b>	<b>0</b>		
NET BALANCE AS AT THE YEAR-END (a+b-c)	<b>78,47,096</b>	<b>0</b>	<b>1,89,186</b>	<b>1,19,731</b>	<b>25,24,621</b>	<b>1,06,80,634</b>	<b>1,62,02,519</b>

**SCHEDULE - 2 DESIGNATED/EARMARKED FUNDS (Cont..)**

(Amount- ₹)

PARTICULARS	FUND WISE BREAK UP				TOTAL	
	<i>Equal Opportunity Cell</i>	<i>HEPSN Enabling Unit</i>	<i>Establishment of Hot Spot Wi-Fi</i>	<i>Interest from Investment</i>	<i>Current Year 2016-17</i>	<i>Previous Year 2015-16</i>
A - PLAN A/C						
a) Opening Balance	38,00,000			6,62,48,816		22,35,81,449
b) Additions to the Funds:						
i. Receipts		11,40,000	7,12,18,000	58,90,949		
ii. Income from Investments						
iii. Interest Received from RITES(2015-16)						
iv. Interest Receivable from RITES(2016-17)				15,57,066		
<b>TOTAL (b)</b>	<b>0</b>	<b>11,40,000</b>	<b>7,12,18,000</b>	<b>74,48,015</b>		
c) Utilisation/Expenditure towards objectives of funds						
i. Capital Expenditure						
- Equipment						
- Building				62,94,802		
- Computer						
- Books & Journals						
- Furniture						
- Campus Development - Building						
- Computer - Software			1,07,07,023			
Total	<b>0</b>	<b>0</b>	<b>1,07,07,023</b>	<b>62,94,802</b>		
ii. Revenue Expenditure						
- Salaries, Wages and Allowance etc						
- Rent						
- Other Administrative Expenses	3,58,800	5,58,000	0			
Total	3,58,800	5,58,000	0	0		
<b>TOTAL (c)</b>	<b>3,58,800</b>	<b>5,58,000</b>	<b>1,07,07,023</b>	<b>62,94,802</b>	43,02,57,321	18,10,39,934
NET BALANCE AS AT THE YEAR-END (a+b-c)	<b>34,41,200</b>	<b>5,82,000</b>	<b>6,05,10,977</b>	<b>6,74,02,029</b>	<b>0</b>	<b>7,00,48,816</b>
<b>GRANT TOTAL (PLAN) A</b>					<b>23,56,61,378</b>	<b>24,81,45,374</b>

**SCHEDULE - 2 DESIGNATED/EARMARKED FUNDS (Cont..)**

(Amount- ₹)

PARTICULARS B - EMSF A/c	CURRENT YEAR 2016-17		PREVIOUS YEAR 2015-16	
	Opening Balance	4,60,05,107		5,45,33,449
Add: Capitalised Value			0	
Temporary Advance outstanding	80,13,223		73,89,862	
Accrued Interest (16-17)	33,34,619		63,52,741	
<b>TOTAL</b>	<b>5,73,52,949</b>		<b>6,82,76,052</b>	
Less: Accrued Interest (15-16)	63,52,741		77,20,373	
Temporary Adjustment	94,11,049		1,45,50,572	
<b>GRANT TOTAL (EMSF) B</b>	<b>1,57,63,790</b>	<b>4,15,89,159</b>	<b>2,22,70,945</b>	<b>4,60,05,107</b>

**SCHEDULE - 2 DESIGNATED/EARMARKED FUNDS (Cont..)**

PARTICULARS C - DEBT & DEPOSIT A/C	FUND WISE BREAK UP					TOTAL	
	<i>Human Rights Corpus Fund</i>	<i>Women Studies Fund</i>	<i>Alumini Fund</i>	<i>Student Welfare Fund</i>	<i>House Building Advance</i>	<i>Current Year 2016-17</i>	<i>Previous Year 2015-16</i>
a) Opening Balance	3,63,931	3,07,839	18,29,724	18,85,044	6,69,06,608		
b) Additions to the Funds:							
i. Receipts / Recovery			4,81,000	16,75,526	42,55,892		
ii. Income from Investments					48,32,849		
iii. Accrued Interest (16-17)					12,12,263		
Less: Accrued Interest (15-16)					14,19,032		
iv. Other additions (specify nature)							
<b>TOTAL (b)</b>	<b>0</b>	<b>0</b>	<b>4,81,000</b>	<b>16,75,526</b>	<b>88,81,972</b>		
c) Utilisation/Expenditure towards objectives of funds							
i. Capital Expenditure							
- Fixed Assets							
- Others							
Total							
- Other Administrative Expenses			1,51,050	5,69,444	6,12,392		
<b>TOTAL (c)</b>	<b>0</b>	<b>0</b>	<b>1,51,050</b>	<b>5,69,444</b>	<b>6,12,392</b>		
<b>NET BALANCE AS AT THE YEAR-END (a+b-c)</b>	<b>3,63,931</b>	<b>3,07,839</b>	<b>21,59,674</b>	<b>29,91,126</b>	<b>7,51,76,188</b>	<b>8,09,98,758</b>	<b>7,12,93,146</b>

**SCHEDULE - 2 DESIGNATED/EARMARKED FUNDS (Cont..)**

(Amount- ₹)

PARTICULARS	FUND WISE BREAK UP					TOTAL	
	<i>UGC Corpus Fund</i>	<i>MCA &amp; Computer Advance</i>	<i>UDF</i>	<i>Industrial Interface Fund</i>	<i>Infrastructure Development Fund</i>	<i>Current Year 2016-17</i>	<i>Previous Year 2015-16</i>
C - DEBT & DEPOSIT A/C							
a) Opening Balance	72,46,421	98,56,192	1,36,23,106	95,06,573	1,73,74,031		
b) Additions to the Funds:							
i. Receipts / Recovery		7,75,699	1,67,44,447	35,10,000			
ii. Income from Investments		18,09,964	3,75,461				
iii. Accrued Interest (16-17)			<b>1,71,668</b>				
Less: Accrued Interest (15-16)			<b>1,35,449</b>				
iv. Other additions (specify nature)							
<b>TOTAL (b)</b>	<b>0</b>	<b>25,85,663</b>	<b>1,71,56,127</b>	<b>35,10,000</b>	<b>0</b>		
c) Utilisation/Expenditure towards objectives of funds							
i. Capital Expenditure							
- Equipment			10,00,318		9,975		
- Computer			17,10,066				
- Building							
- Work-in-progress - Building							
Total	0	0	27,10,384	0	9,975		
ii. Revenue Expenditure							
- Salaries, Wages and Allowance etc			19,06,440				
- Rent							
- Other Administrative Expenses		4,38,800	98,84,926	25,90,964			
Total	0	4,38,800	1,17,91,366	25,90,964			
<b>TOTAL (c)</b>	<b>0</b>	<b>4,38,800</b>	<b>1,45,01,750</b>	<b>25,90,964</b>	<b>9,975</b>		
NET BALANCE AS AT THE YEAR-END (a+b-c)	72,46,421	1,20,03,055	1,62,77,483	1,04,25,609	1,73,64,056	6,33,16,624	5,76,06,323

**SCHEDULE - 2 DESIGNATED/EARMARKED FUNDS (Cont..)**

(Amount- ₹)

PARTICULARS	FUND WISE BREAK UP					TOTAL	
	<i>Academic Activity Fund</i>	<i>Computer Lab Fund</i>	<i>Placement Activity Fund</i>	<i>Advance Lab Fund</i>	<i>Software Subscription Fund</i>	<i>Current Year 2016-17</i>	<i>Previous Year 2015-16</i>
<b>C - DEBT &amp; DEPOSIT A/C</b>							
a) Opening Balance	2,07,56,305	4,15,14,289	42,50,726	2,44,47,072	8,92,900		
b) Additions to the Funds:							
i. Receipts / Recovery	1,00,12,700	1,18,96,700	11,79,089	85,70,850			
ii. Income from Investments							
iii. Accrued Interest (16-17)							
Less: Accrued Interest (15-16)							
iv. Other additions (specify nature)							
<b>TOTAL (b)</b>	<b>1,00,12,700</b>	<b>1,18,96,700</b>	<b>11,79,089</b>	<b>85,70,850</b>	<b>0</b>		
c) Utilisation/Expenditure towards objectives of funds							
i. Capital Expenditure							
- Equipment							
- Furniture							
- Computer		3,06,503					
Total	0	3,06,503	0	0	0		
ii. Revenue Expenditure							
- Salaries, Wages and Allowance etc							
- Rent							
- Other Administrative Expenses	24,72,049	0	5,79,385				
Total	24,72,049	0	5,79,385	0	0		
<b>TOTAL (c)</b>	<b>24,72,049</b>	<b>3,06,503</b>	<b>5,79,385</b>	<b>0</b>	<b>0</b>		
NET BALANCE AS AT THE YEAR-END (a+b-c)	<b>2,82,96,956</b>	<b>5,31,04,486</b>	<b>48,50,430</b>	<b>3,30,17,922</b>	<b>8,92,900</b>	<b>12,01,62,694</b>	<b>9,18,61,292</b>

**SCHEDULE - 2 DESIGNATED/EARMARKED FUNDS (Cont..)**

(Amount- ₹)

PARTICULARS	FUND WISE BREAK UP					TOTAL	
	<i>EMSF Overhead</i>	<i>Field Studies / Tour Fund</i>	<i>Library Fund</i>	<i>Sports Fund</i>	<i>Group Medical Insurance Fund</i>	<i>Current Year 2016-17</i>	<i>Previous Year 2015-16</i>
C - DEBT & DEPOSIT A/C							
a) Opening Balance	1,66,66,411	91,76,309	3,39,98,691	1,01,39,869	13,44,991		
b) Additions to the Funds:							
i. Receipts / Recovery	58,07,056	31,47,400	62,99,500	32,68,263			
ii. Temp. Adv. (Old)				1,53,000			
iii. Income from Investments				2,09,915			
iii. Accrued Interest (16-17)				20,479			
Less: Accrued Interest (15-16)				23,339			
v. Other additions (specify nature)							
<b>TOTAL (b)</b>	<b>58,07,056</b>	<b>31,47,400</b>	<b>62,99,500</b>	<b>36,28,318</b>	<b>0</b>		
c) Utilisation/Expenditure towards objectives of funds							
i. Capital Expenditure							
- Equipment							
- Furniture							
- E-Journals							
Total					0		
ii. Revenue Expenditure							
- Salaries, Wages and Allowance etc							
- Rent							
- Other Administrative Expenses	1,07,32,134	16,89,101	40,11,658	14,01,513			
Total	1,07,32,134	16,89,101	40,11,658	14,01,513	0	0	
<b>TOTAL (c)</b>	<b>1,07,32,134</b>	<b>16,89,101</b>	<b>40,11,658</b>	<b>14,01,513</b>	<b>0</b>		
NET BALANCE AS AT THE YEAR-END (a+b-c)	<b>1,17,41,333</b>	<b>1,06,34,608</b>	<b>3,62,86,533</b>	<b>1,23,66,674</b>	<b>13,44,991</b>	<b>7,23,74,139</b>	<b>7,13,26,271</b>



**SCHEDULE - 2 DESIGNATED/EARMARKED FUNDS (Cont..)**

(Amount- ₹)

PARTICULARS	FUND WISE BREAK UP					TOTAL	
	<i>Laboratory Fund</i>	<i>Internet Fund</i>	<i>Student Merit Scholarship Fund</i>	<i>IT Service Fund</i>	<i>Staff Welfare Fund</i>	<i>Current Year 2016-17</i>	<i>Previous Year 2015-16</i>
<b>C - DEBT &amp; DEPOSIT A/C</b>							
a) Opening Balance	1,48,20,899	46,35,066	1,76,12,201	29,453	3,89,343		
b) Additions to the Funds:							
i. Receipts / Recovery	41,811	1,89,740					
ii. Temp. Adv. Adj.(Old)							
iii. Income from Investments			18,85,927		26,209		
iv. Accrued Interest (16-17)			3,16,230		2,373		
Less: Accrued Interest (15-16)			9,84,118		4,925		
v. Other additions (specify nature)							
<b>TOTAL (b)</b>	<b>41,811</b>	<b>1,89,740</b>	<b>12,18,039</b>	<b>0</b>	<b>23,657</b>		
c) Utilisation/Expenditure towards objectives of funds							
i. Capital Expenditure							
- Equipment	2,57,535						
- Furniture							
- Computer							
Total	2,57,535	0	0	0	0		
ii. Revenue Expenditure							
- Salaries, Wages and Allowance etc							
- Rent							
- Other Administrative Expenses	16,43,306		60,05,500				
Total	16,43,306	0	60,05,500	0	0		
<b>TOTAL (c)</b>	<b>19,00,841</b>	<b>0</b>	<b>60,05,500</b>	<b>0</b>	<b>0</b>		
NET BALANCE AS AT THE YEAR-END (a+b-c)	<b>1,29,61,869</b>	<b>48,24,806</b>	<b>1,28,24,740</b>	<b>29,453</b>	<b>4,13,000</b>	<b>3,10,53,868</b>	<b>3,74,86,962</b>

**SCHEDULE - 2 DESIGNATED/EARMARKED FUNDS(Cont..)**

(Amount- ₹)

PARTICULARS	FUND WISE BREAK UP					TOTAL	
	<i>Affiliation &amp; Inspection Fund</i>	<i>Placement Fund</i>	<i>Examination Fund</i>	<i>Media Fund</i>	<i>Medical Examination Fund</i>	<i>Current Year 2016-17</i>	<i>Previous Year 2015-16</i>
C - DEBT & DEPOSIT A/C							
a) Opening Balance	9,27,79,927	1,27,83,619	54,09,623	67,88,475	68,38,338		
b) Additions to the Funds:							
i. Receipts / Recovery	1,76,37,000		14,83,150		20,57,750		
ii. Temp. Adv. Adj.(Old)							
iii. Income from Investments	54,72,453	85,277	23,678				
iv. Accrued Interest (16-17)	14,81,859	7,25,279	214				
Less: Accrued Interest (15-16)	23,51,623	1,34,958	2,860				
Amount already received							
<b>TOTAL (b)</b>	<b>2,22,39,689</b>	<b>6,75,598</b>	<b>15,04,182</b>	<b>0</b>	<b>20,57,750</b>		
c) Utilisation/Expenditure towards objectives of funds							
i. Capital Expenditure							
- Equipment	26,292		1,35,708				
- Furniture							
- Computer							
Total	26,292	0	1,35,708	0	0		
ii. Revenue Expenditure							
- Salaries, Wages and Allowance etc	3,09,03,152						
- Rent							
- Other Administrative Expenses	67,81,849	64,687	1,000				
Total	3,76,85,001	64,687	1,000	0	0		
<b>TOTAL (c)</b>	<b>3,77,11,293</b>	<b>64,687</b>	<b>1,36,708</b>	<b>0</b>	<b>0</b>		
NET BALANCE AS AT THE YEAR-END (a+b-c)	<b>7,73,08,323</b>	<b>1,33,94,530</b>	<b>67,77,097</b>	<b>67,88,475</b>	<b>88,96,088</b>	<b>11,31,64,513</b>	<b>12,45,99,982</b>

**SCHEDULE - 2 DESIGNATED/EARMARKED FUNDS (Cont..)**

(Amount- ₹)

PARTICULARS	FUND WISE BREAK UP					TOTAL	
	<i>Amenities Development Fund</i>	<i>International Convention Complex Fund</i>	<i>University Corpus Fund</i>	<i>Central Instrumentation Fund</i>	<i>PG Diploma Courses Fund</i>	<i>Current Year 2016-17</i>	<i>Previous Year 2015-16</i>
C - DEBT & DEPOSIT A/C							
a) Opening Balance	1,67,21,365	22,74,79,498	1,62,58,177	3,63,268	30,46,838		
b) Additions to the Funds:							
i. Receipts / Recovery	1,62,90,000				16,84,498		
ii. Income from Investments		1,42,34,406		1,51,000	1,27,523		
iii. Accrued Interest (16-17)		50,69,983					
Less: Accrued Interest (15-16)		74,73,381					
iv. Other additions (specify nature)							
<b>TOTAL (b)</b>	<b>1,62,90,000</b>	<b>1,18,31,008</b>	<b>0</b>	<b>1,51,000</b>	<b>18,12,021</b>		
c) Utilisation/Expenditure towards objectives of funds							
i. Capital Expenditure							
- Equipment	9,21,244						
- Furniture	1,64,450						
- Building - Work in Progress							
Total	10,85,694	0	0	0	0		
ii. Revenue Expenditure							
- Salaries, Wages and Allowance etc							
- Rent							
- Other Administrative Expenses	1,13,65,052				10,43,780		
Total	1,13,65,052	0	0	0	10,43,780		
<b>TOTAL (c)</b>	<b>1,24,50,746</b>	<b>0</b>	<b>0</b>	<b>0</b>	<b>10,43,780</b>		
NET BALANCE AS AT THE YEAR-END (a+b-c)	<b>2,05,60,619</b>	<b>23,93,10,506</b>	<b>1,62,58,177</b>	<b>5,14,268</b>	<b>38,15,079</b>	<b>28,04,58,649</b>	<b>26,38,69,146</b>

**SCHEDULE - 2 DESIGNATED/EARMARKED FUNDS (Cont..)**

(Amount- ₹)

PARTICULARS	FUND WISE BREAK UP				Debt & Deposit Interest	TOTAL	
	<i>Hostel Mess Subsidy Fund</i>	<i>Day Care Centre Fund</i>	<i>Pre-Primary School Fund</i>	<i>National Facility for Isotope Geosciences Fund</i>		<i>Current Year 2016-17</i>	<i>Previous Year 2015-16</i>
C - DEBT & DEPOSIT A/C							
a) Opening Balance	17,16,47,151	2,15,158	13,96,890	3,96,992	6,64,95,764		
b) Additions to the Funds:							
i. Receipts / Recovery		2,53,040	7,35,070	1,26,000			
ii. Income from Investments	36,84,328	12,816	67,681	9,668	1,44,23,154		
iii. Accrued Interest (16-17)	96,21,898				85,68,985		
Less: Accrued Interest (15-16)	23,82,645				94,00,005		
iv. Other - ADD: TDS Deducted					1,21,915		
<b>TOTAL (b)</b>	<b>1,09,23,581</b>	<b>2,65,856</b>	<b>8,02,751</b>	<b>1,35,668</b>	<b>1,37,14,049</b>		
c) Utilisation/Expenditure towards objectives of funds							
i. Capital Expenditure							
- Equipment							
- Furniture							
- Building							
Total	0	0	0	0	0		
ii. Revenue Expenditure							
- Salaries, Wages and Allowance etc				3,96,000			
- Rent							
- Other Administrative Expenses	20,18,804	60,575	5,76,465	20,225	1,99,10,079		
Total	20,18,804	60,575	5,76,465	4,16,225	1,99,10,079		
<b>TOTAL (c)</b>	<b>20,18,804</b>	<b>60,575</b>	<b>5,76,465</b>	<b>4,16,225</b>	<b>1,99,10,079</b>		
NET BALANCE AS AT THE YEAR-END (a+b-c)	<b>18,05,51,928</b>	<b>4,20,439</b>	<b>16,23,176</b>	<b>1,16,435</b>	<b>6,02,99,734</b>	<b>24,30,11,712</b>	<b>24,01,51,955</b>

**SCHEDULE - 2 DESIGNATED/EARMARKED FUNDS (Cont..)**

(Amount- ₹)

PARTICULARS	FUND WISE BREAK UP				TOTAL	
	<i>CIF Corpus Fund</i>				<i>Current Year 2016-17</i>	<i>Previous Year 2015-16</i>
<b>C - DEBT &amp; DEPOSIT A/C</b>						
a) Opening Balance						
b) Additions to the Funds:						
i. Receipts / Recovery	40,00,000					
ii. Income from Investments						
iii. Accrued Interest (16-17)						
Less: Accrued Interest (15-16)						
iv. Other - ADD: TDS Deducted						
<b>TOTAL (b)</b>	<b>40,00,000</b>					
c) Utilisation/Expenditure towards objectives of funds						
i. Capital Expenditure						
- Equipment						
- Furniture						
- Building						
Total						
ii. Revenue Expenditure						
- Salaries, Wages and Allowance etc						
- Rent						
- Other Administrative Expenses						
Total						
<b>TOTAL (c)</b>	<b>0</b>					
NET BALANCE AS AT THE YEAR-END (a+b-c)	<b>40,00,000</b>	<b>0</b>	<b>0</b>	<b>0</b>	<b>40,00,000</b>	
<b>GRANT TOTAL (DEBT &amp; DEPOSIT) C</b>					<b>100,85,40,957</b>	<b>95,81,95,077</b>
(A) GENERAL ACCOUNTS: SCHEDULE - 2 TOTAL					<b>128,57,91,494</b>	<b>125,23,45,558</b>
(B) DDE ACCOUNTS: SCHEDULE - 2A TOTAL					0	0
(C) PUCC ACCOUNTS: SCHEDULE - 2B TOTAL					0	0
<b>GRAND TOTAL (2) + (2A) + (2B)</b>		<b>0</b>		<b>0</b>	<b>128,57,91,494</b>	<b>125,23,45,558</b>

**SCHEDULE - 2a ENDOWMENT FUND**

(Amount- ₹)

PARTICULARS	FUND WISE BREAK UP				TOTAL		
	ENDOWMENT	Endowments	Donar's Gold Medals	University Gold Medals	General Endowments	Current Year 2016-17	Previous Year 2015-16
a) Opening Balance :		1,38,99,850	51,57,966	7,25,051	24,55,560		
b) Additions to the Funds:							
i. New Endowment		1,50,000					
ii. Income from Investments		8,02,242	2,59,973	36,180	1,08,050		
iii. Adv.Adjusted (Old)							
iii. Accrued Interest (16-17)		2,36,109	76,513	10,648	31,800		
Less: Accrued Interest (15-16)		4,72,518	1,54,449	21,494	65,954		
<b>TOTAL (b)</b>		<b>7,15,833</b>	<b>1,82,037</b>	<b>25,334</b>	<b>73,896</b>		
c) Utilisation/Expenditure towards objectives of funds							
i. Capital Expenditure							
- Fixed Assets							
- Others							
Total		0	0	0	0		
ii. Revenue Expenditure							
- Salaries, Wages and allowances etc.							
- Rent							
- Other Administrative expenses		2,88,210	23,800				
Total		2,88,210	23,800	0	0		
<b>TOTAL (c)</b>		<b>2,88,210</b>	<b>23,800</b>	<b>0</b>	<b>0</b>		
NET BALANCE AS AT THE YEAR-END (a+b-c)		<b>1,43,27,473</b>	<b>53,16,203</b>	<b>7,50,385</b>	<b>25,29,456</b>	<b>2,29,23,518</b>	<b>2,22,38,426</b>
(A) GENERAL ACCOUNTS: SCHEDULE - 2a TOTAL						2,29,23,518	2,22,38,426
(B) DDE ACCOUNTS: SCHEDULE - 2aA TOTAL						0	0
(C) PUCC ACCOUNTS: SCHEDULE - 2aB TOTAL						0	0
<b>GRAND TOTAL 2a + 2aA + 2aB</b>						<b>2,29,23,518</b>	<b>2,22,38,426</b>

**SCHEDULE - 3 : CURRENT LIABILITIES & PROVISIONS**

(Amount- ₹)

PARTICULARS	CURRENT YEAR 2016-17		PREVIOUS YEAR 2015-16	
<b>A. Current Liabilities</b>				
1. Caution Deposits - Ex-Students		1,08,34,887		89,77,387
Caution Deposits - Current Students		39,43,000		39,36,500
Security Deposits		9,80,511		23,22,544
2. Earnest Money Deposit		30,78,065		17,78,347
3. Other Current Liabilities				
a. March 2017 salary paid in April 2017 (Non-Plan)	6,17,24,138		5,94,66,993	
b. March 2017 salary paid in April 2017 (Plan)	6,85,458		6,50,744	
c. March 2017 Pension paid in April 2017 (Non-Plan)	55,25,137		43,50,959	
d. Group Insurance	92,657		92,657	
e. Loan from U.D.F to Plan A/c	3,00,000		3,00,000	
f. Outstanding Expenses as on 31.03.2017	2,34,35,687		59,08,124	
g. Amount Payable to CPWD	49,21,502		49,21,502	
h. Amount Payable to RITES	3,46,84,920		3,46,84,920	
i. Unutilized Grant as on 31.03.2017	11,20,46,784		4,13,33,899	
j. Remittance of Recoveries	6,124		6,124	
k. Receipts against sponsored Projects (Sub-Schedule 3a)	30,08,05,399		25,40,66,129	
l. Receipts against sponsored fellowship & scholarships (Sub-Schedule 3b)	3,98,94,264	58,41,22,070	4,05,46,696	44,63,28,747
<b>Total (A)</b>		<b>60,29,58,533</b>		<b>46,33,43,525</b>
<b>B. Provisions</b>				
1. For Taxation				
2. Actuarial Value of Pension	320,20,31,695		232,03,92,255	
3. Actuarial Value of Gratuity	37,80,30,559		27,62,79,406	
4. Actuarial Value of Leave Encashment	56,01,68,813		47,83,26,879	
5. Expenses Payable				
6. Trade warranties / Claims				
7. Others (specify)				
a. Bonus Payable				
<b>Total (B)</b>		<b>414,02,31,067</b>		<b>307,49,98,540</b>
<b>Total (A) + (B)</b>		<b>474,31,89,600</b>		<b>353,83,42,065</b>
(A) GENERAL ACCOUNTS: SCHEDULE - 3 TOTAL		<b>474,31,89,600</b>		<b>353,83,42,065</b>
(B) DDE ACCOUNTS: SCHEDULE - 3A TOTAL		<b>3,86,92,485</b>		<b>4,06,47,367</b>
(C) PUCC ACCOUNTS: SCHEDULE - 3B TOTAL		<b>34,13,257</b>		<b>31,27,587</b>
<b>GRAND TOTAL (3) + (3A) + (3B)</b>		<b>478,52,95,342</b>		<b>358,21,17,019</b>

**SUB - SCHEDULE - 3a & 3b : CURRENT LIABILITIES & PROVISIONS**

(Amount- ₹)

Head of Account	Opening Balance as on 01-04-2016		Transactions During the Year 2016-2017		Closing Balance as on 31-03-2017	
	DR	CR	DR	CR	DR	CR
<b>EMSFA/C</b>						
<b>3a. PROJECTS:</b>						
1. University Grant Commission		3,42,56,104	1,78,04,357	3,91,39,990		5,55,91,737
2. Council of Scientific & Industrial Research		29,68,054	24,39,641	27,53,569		32,81,982
3. DAE - NBHM		13,75,180	21,41,561	11,27,910		3,61,529
4. Dept. of Science & Technology		5,65,43,117	5,04,75,095	5,17,69,419		5,78,37,441
5. AICTE		20,91,346		9,589		21,00,935
6. ICSSR		22,52,885	42,53,987	39,83,132		19,82,030
7. DBT		3,28,66,500	2,63,69,176	3,45,16,330		4,10,13,654
8. CICT		2,97,716				2,97,716
9. ICMR		36,199	40,000	28,32,104		28,28,303
10. Other Agencies		4,25,42,591	2,35,84,452	3,91,34,518		5,80,92,657
11. Fixed Deposit Interest		7,88,36,437	1,59,43,121	1,45,24,099		7,74,17,415
<b>TOTAL - 3a</b>	<b>-</b>	<b>25,40,66,129</b>	<b>14,30,51,390</b>	<b>18,97,90,660</b>		<b>30,08,05,399</b>
<b>3b. FELLOWSHIP:</b>						
1. University Grant Commission		3,28,60,866	1,28,79,061	1,64,03,251		3,63,85,056
2. Dept. of Science & Technology		22,30,588	34,55,000	16,35,833		4,11,421
3. ICSSR - Post Doctoral Fellowship		7,69,405	16,16,403	17,61,224		9,14,226
4. DBT		1,41,322	9,57,245	10,03,200		1,87,277
5. ICMR		2,20,583	15,59,555	18,03,149		4,64,177
6. Other Agencies		27,57,201	20,83,224	8,58,130		15,32,107
<b>TOTAL - 3b</b>	<b>0</b>	<b>3,89,79,965</b>	<b>2,25,50,488</b>	<b>2,34,64,787</b>	<b>0</b>	<b>3,98,94,264</b>
<b>GRANT TOTAL (3a+3b)</b>	<b>0</b>	<b>29,30,46,094</b>	<b>16,56,01,878</b>	<b>21,32,55,447</b>	<b>0</b>	<b>34,06,99,663</b>



**SCHEDULE 4 - FIXED ASSETS (FY 2016-17)**

(Amount-₹)

DESCRIPTION NON-PLAN	Rate	GROSS BLOCK				DEPRECIATION						NET BLOCK	
		Cost/ Valuation as at beginning of the year	Additions during the year	Deductions during the year	Cost/Valuation at the year end	As at the beginning of the year	Depreciation on Opening Balance	On Additions during the year	On Deductions during the year	Total Depreciation	Total up to the year end	As at the current year end	As at the previous year end
1	2	3	4	5	6	7	8	9	10	11	12	13	14
I. Land:					(3+4-5)					(8+9-10)	(7+11)	(6-12)	
a) Freehold* - Pondicherry		1,000			1,000							1,000	1,000
b) Freehold* - Port Blair		1,97,165			1,97,165							1,97,165	1,97,165
II. Buildings:													
a) On Freehold Land	2.00	27,07,01,828			27,07,01,828	11,45,46,063	54,14,037			54,14,037	11,99,60,099	15,07,41,729	15,61,55,765
b) On Leasehold Land													
c) Ownership Flats/ Premises													
d) Superstructures on Land not belonging to educational institutions													
III. Plants, machinery & equipment													
IV. Vehicle	10.00	36,07,304			36,07,304	36,07,304	3,60,730				36,07,304	0	
V. Furniture, Fixtures & Fittings	7.50	3,95,78,684	61,538		3,96,40,222	3,59,89,332	29,68,401	4,615		29,73,017	3,89,62,348	6,77,874	35,89,352
VI. Office Equipment	7.50	14,13,47,510	4,14,641		14,17,62,151	14,09,03,648	4,43,862	31,098		4,74,960	14,13,78,608	3,83,543	4,43,862
VII. Scientific Equipment	8.00	5,86,168			5,86,168	93,787	46,893			46,893	1,40,680	4,45,488	4,92,381
VIII. Computer/peripherals	20.00	3,16,05,052			3,16,05,052	3,13,36,366	2,68,686	0		2,68,686	3,16,05,052	0	2,68,686
IX. Electric Installations & Fittings													
X. Library books	10.00	14,05,66,582	1,72,865		14,07,39,447	13,01,76,521	1,03,90,061	17,287		1,04,07,348	14,05,83,869	1,55,579	1,03,90,061
XI. Academic Robes		44,150			44,150	44,150					44,150		
XII. Tube wells & water supply													
XIII. Other fixed assets													
a). E - Journals - Intangible Assets													
b). Journals - Software													
c). Computer Softwares													
d). Gymnasium Equipments													
e). Kitchen Equipments													
f). Sanitary Napkin Incinerator													
<b>Total Tangible Assets</b>		<b>62,82,35,443</b>	<b>6,49,044</b>		<b>62,88,84,487</b>	<b>45,66,97,171</b>	<b>1,98,92,670</b>	<b>53,000</b>		<b>1,95,84,940</b>	<b>47,62,82,111</b>	<b>15,26,02,376</b>	<b>17,15,38,272</b>
<b>Intangible Assets</b>													
a. E-Journals	40.00	3,49,89,322	77,75,560		4,27,64,882	2,10,43,225	1,39,95,729	31,10,224		1,71,05,953	3,81,49,178	46,15,704	1,39,46,097
b. Journals - Software	40.00	10,32,690	86,250		11,18,940	4,43,076	4,13,076	34,500		4,47,576	8,90,652	2,28,288	5,89,614
<b>Total Intangible Assets</b>		<b>3,60,22,012</b>	<b>78,61,810</b>		<b>4,38,83,822</b>	<b>2,14,86,301</b>	<b>1,44,08,805</b>	<b>31,44,724</b>		<b>1,75,53,529</b>	<b>3,90,39,830</b>	<b>48,43,992</b>	<b>1,45,35,711</b>
<b>A. Total of CURRENT YEAR</b>		<b>66,42,57,455</b>	<b>85,10,854</b>		<b>67,27,68,309</b>	<b>47,81,83,472</b>	<b>3,43,01,475</b>	<b>31,97,724</b>		<b>3,71,38,469</b>	<b>51,53,21,941</b>	<b>15,74,46,368</b>	<b>18,60,73,983</b>
PREVIOUS YEAR		63,21,47,133	3,21,10,322		66,42,57,455	44,65,98,079	2,28,89,836	86,95,557		3,15,85,393	47,81,83,472	47,81,83,472	18,55,49,054

### SCHEDULE 4 - FIXED ASSETS (FY 2016-17)

(Amount-<sup>₹</sup>)

DESCRIPTION  PLAN	Rate	GROSS BLOCK				DEPRECIATION						NET BLOCK	
		Cost/Valuation as at beginning of the year	Additions during the year	Deductions during the year	Cost/Valuation at the year end	As at the beginning of the year	Depreciation on Opening Balance	On Additions during the year	On Deductions during the year	Total Depreciation	Total up to the year end	As at the current year end	As at the previous year end
1	2	3	4	5	6	7	8	9	10	11	12	13	14
I. Land:					(3+4-5)					(8+9-10)	(7+11)	(6-12)	
a) Freehold * -													
b) Leasehold													
II. Buildings:													
a) On Freehold Land	2.00	184,60,43,672	68,52,366		185,28,96,038	8,11,72,169	3,69,20,873	1,37,047		3,70,57,921	11,82,30,089	173,46,65,949	176,48,71,503
b) On Leasehold Land													
c) Ownership Flats/ Premises													
d) Superstructures on Land not belonging to educational institutions													
III. Plants, machinery & equipment	5.00	3,33,210			3,33,210	62,783	16,661			16,661	79,444	2,53,767	2,70,427
IV. Vehicle	10.00	59,35,279			59,35,279	46,70,593	5,93,528			5,93,528	52,64,120	6,71,159	12,64,686
V. Furniture & Fixtures	7.50	17,61,16,265	2,72,23,256		20,33,39,521	6,32,58,267	1,32,08,720	20,41,744		1,52,50,464	7,85,08,731	12,48,30,790	11,28,57,998
VI. Office Equipment	7.50	75,75,53,376	7,22,49,835		82,98,03,211	33,09,46,880	5,68,16,503	54,18,738		6,22,35,241	39,31,82,121	43,66,21,090	42,66,06,496
VII. Computer/peripherals	20.00	5,48,72,850	41,87,035		5,90,59,885	4,70,92,103	1,09,74,570	8,37,407		1,18,11,977	5,89,04,080	1,55,805	77,80,747
VIII. Electric Installations & Fittings	5.00	1,61,50,081	1,61,50,081		1,61,50,081	0	8,07,504			8,07,504	8,07,504	1,53,42,577	
IX. Library books	10.00	10,33,85,516	50,54,010		10,84,39,526	8,42,74,754	1,03,38,552	5,05,401		1,08,43,953	9,51,18,706	1,33,20,820	1,91,10,762
X. Academic Robes													
Xi. Tube wells & water supply													
Xii. Other fixed assets													
a). E - Journals - Intangible Assets													
b). Audio Visual Equipments													
c). Computer Softwares													
d). Gymnasium Equipments													
e). Kitchen Equipments													
f). Sanitary Napkin Incinerator													
<b>Total Tangible Assets</b>		<b>294,42,40,168</b>	<b>13,17,16,583</b>	<b>0</b>	<b>307,59,56,751</b>	<b>61,14,77,548</b>	<b>12,88,69,407</b>	<b>97,47,841</b>		<b>13,86,17,250</b>	<b>75,00,94,798</b>	<b>232,58,61,953</b>	<b>233,27,62,618</b>
<b>Intangible Assets</b>													
a. E-Journals	40.00	3,11,631	21,53,548		24,65,179	2,49,305	1,24,652	8,61,419		9,86,072	12,35,376	12,29,803	62,326
<b>Total Intangible Assets</b>		<b>3,11,631</b>	<b>21,53,548</b>		<b>24,65,179</b>	<b>2,49,305</b>	<b>1,24,652</b>	<b>8,61,419</b>		<b>9,86,072</b>	<b>12,35,376</b>	<b>12,29,803</b>	<b>62,326</b>
<b>A. Total of CURRENT YEAR</b>		<b>294,45,51,799</b>	<b>13,38,70,131</b>	<b>0</b>	<b>307,84,21,930</b>	<b>61,17,26,855</b>	<b>12,89,94,059</b>	<b>1,06,09,260</b>		<b>13,96,03,320</b>	<b>75,13,30,174</b>	<b>232,70,91,756</b>	<b>233,28,24,944</b>
XII. a.Capital Work-in-progress - CPWD		77,40,86,305	19,37,05,000	1,61,50,081	95,16,41,224							95,16,41,224	77,40,86,305
b. Capital Work-in-progress - RITES		57,38,49,488	9,57,64,498		66,96,13,986							66,96,13,986	57,38,49,488
C. Work-in-Progress - HR TEM Equipment		6,57,94,051		6,57,94,051	0							0	6,57,94,051
D. Work-in-Progress - WIFI			1,07,07,023		1,07,07,023							1,07,07,023	
TRANSFER TO ASSETS												0	
<b>B. NET WORK-IN-PROGRESS</b>		<b>141,37,29,844</b>	<b>30,01,76,521</b>	<b>8,19,44,132</b>	<b>163,19,62,233</b>							<b>163,19,62,233</b>	<b>141,37,29,844</b>
<b>GRANT TOTAL (A+B)</b>		<b>435,82,81,643</b>	<b>43,40,46,652</b>	<b>8,19,44,132</b>	<b>471,03,84,163</b>	<b>61,17,26,855</b>	<b>12,89,94,059</b>	<b>1,06,09,260</b>	<b>0</b>	<b>13,96,03,320</b>	<b>75,13,30,174</b>	<b>395,90,53,989</b>	<b>374,65,54,788</b>
PREVIOUS YEAR		423,37,74,313	24,65,49,000	6,57,94,051	435,82,81,643	53,36,72,332	9,61,80,144	9,50,413	90,76,034	8,80,54,524	61,17,26,855	374,65,54,788	371,01,01,981

**SCHEDULE 4 - FIXED ASSETS (FY 2016-17)**

(Amount-₹)

DESCRIPTION  UDF	Rate	GROSS BLOCK				DEPRECIATION						NET BLOCK	
		Cost/ Valuation as at beginning of the year	Additions during the year	Deductions during the year	Cost/ Valuation at the year end	As at the beginning of the year	Depreciation on Opening Balance	On Additions during the year	On Deductions during the year	Total Depreciation	Total up to the year end	As at the current year end	As at the previous year end
1	2	3	4	5	6	7	8	9	10	11	12	13	14
I. Land:					(3+4-5)					(8+9-10)	(7+11)	(6-12)	
a) Freehold* -													
b) Leasehold-													
II. Buildings:													
a) On Freehold Land	2.00	2,30,18,764			2,30,18,764	34,52,651	5,25,558			5,25,558	39,78,209	1,90,40,555	1,95,66,113
b) On Leasehold Land													
c) Ownership Flats/ Premises													
d) Superstructures on Land not belonging to educational institutions													
III. Plants, machinery & equipment													
IV. Vehicle	10.00	10,17,079			10,17,079	4,93,812	1,01,708			1,01,708	5,95,520	4,21,559	5,23,267
V. Furniture & Fixtures	7.50	15,11,715			15,11,715	4,71,544	1,13,379			1,13,379	5,84,923	9,26,792	10,40,171
VI. Office Equipment	7.50	1,40,15,180	10,00,318		1,50,15,498	30,04,356	10,51,139	75,024		11,26,162	41,30,518	1,08,84,980	1,10,10,824
VII. Computer/peripherals	20.00		17,10,066		17,10,066			3,42,013		3,42,013	3,42,013	13,68,053	
VIII. Electric Installations & Fittings													
IX. Library books	10.00	2,61,816			2,61,816	1,02,162	26,182			26,182	1,28,343	1,33,473	1,59,654
X. Academic Robes													
Xi. Tube wells & water supply													
Xii. Other fixed assets													
a). Laboratory Equipments													
b). Audio Visual Equipments													
c). Computer Softwares													
d). Gymnasium Equipments													
e). Kitchen Equipments													
f). Sanitary Napkin Incinartor													
<b>A. Total of CURRENT YEAR</b>		<b>3,98,24,554</b>	<b>27,10,384</b>	<b>0</b>	<b>4,25,34,938</b>	<b>75,24,525</b>	<b>18,17,966</b>	<b>4,17,038</b>		<b>22,35,003</b>	<b>97,59,529</b>	<b>3,27,75,410</b>	<b>3,23,00,028</b>
B. Capital Work-in-progress - CPWD		47,40,000			47,40,000							47,40,000	47,40,000
<b>B. NET WORK-IN-PROGRESS</b>		<b>47,40,000</b>			<b>47,40,000</b>							<b>47,40,000</b>	<b>47,40,000</b>
<b>GRANT TOTAL (A+B)</b>		<b>4,45,64,554</b>	<b>27,10,384</b>		<b>4,72,74,938</b>	<b>75,24,527</b>	<b>18,17,966</b>	<b>4,17,038</b>		<b>22,35,003</b>	<b>97,59,529</b>	<b>3,75,15,410</b>	<b>3,70,40,028</b>
PREVIOUS YEAR		3,61,40,004	84,24,550		4,45,64,554	53,20,841	19,36,414	2,67,274		22,03,687	75,24,527	3,70,40,028	3,08,19,164

Note: The depreciation for the year 2014-15 was included in the Depreciation on Opening Balance

## SCHEDULE 4 - FIXED ASSETS (FY 2016-17)

(Amount-₹)

DESCRIPTION	Rate	GROSS BLOCK				DEPRECIATION						NET BLOCK	
		Cost/ Valuation as at beginning of the year	Additions during the year	Deductions during the year	Cost/ Valuation at the year end	As at the beginning of the year	Depreciation on Opening Balance	On Additions during the year	On Deductions during the year	Total Depreciation	Total up to the year end	As at the current year end	As at the previous year end
1	2	3	4	5	6	7	8	9	10	11	12	13	14
I. Land:					(3+4-5)					(8+9-10)	(7+11)	(6-12)	
a) Freehold* -													
b) Leasehold -													
II. Buildings:													
a) On Freehold Land	2.00												
b) On Leasehold Land													
c) Ownership Flats/ Premises													
III. Plants, machinery & equipment													
IV. Vehicle	10.00												
V. Furniture & Fixtures	7.50	27,53,837	1,64,450		29,18,287	7,12,043	2,06,538	12,334		2,18,872	9,30,914	19,87,373	20,41,794
VI. Office Equipment	7.50	1,05,04,995	16,57,257		1,21,62,252	29,95,112	7,87,875	1,24,294		9,12,169	39,07,281	82,54,971	75,09,883
VII. Computer/peripherals	20.00	14,79,008			14,79,008	3,73,527	2,95,802	0		2,95,802	6,69,329	8,09,679	11,05,481
VIII. Electric Installations & Fittings													
IX. Library books	10.00												
X. Academic Robes													
Xi. Tube wells & water supply													
Xii. Other fixed assets													
a). Laboratory Equipments													
b). Audio Visual Equipments													
c). Computer Softwares													
d). Gymnasium Equipments													
<b>Total Tangible Assets</b>		<b>1,47,37,840</b>	<b>18,21,707</b>	<b>0</b>	<b>1,65,59,547</b>	<b>40,80,682</b>	<b>12,90,214</b>	<b>1,36,628</b>		<b>14,26,842</b>	<b>55,07,524</b>	<b>1,10,52,023</b>	<b>1,06,57,158</b>
<b>Intangible Assets</b>													
a. E-Journals	40.00	46,09,116			46,09,116	18,43,646	18,43,646	0		18,43,646	36,87,293	9,21,823	27,65,470
<b>Total Intangible Assets</b>		<b>46,09,116</b>	<b>0</b>	<b>0</b>	<b>46,09,116</b>	<b>18,43,646</b>	<b>18,43,646</b>	<b>0</b>		<b>18,43,646</b>	<b>36,87,293</b>	<b>9,21,823</b>	<b>27,65,470</b>
<b>A. Total of CURRENT YEAR</b>		<b>1,93,46,956</b>	<b>18,21,707</b>	<b>0</b>	<b>2,11,68,663</b>	<b>59,24,329</b>	<b>31,33,860</b>	<b>1,36,628</b>		<b>32,70,488</b>	<b>91,94,817</b>	<b>1,19,73,846</b>	<b>1,34,22,627</b>
XII. a.Capital Work-in-progress - CPWD		40,00,000			40,00,000							40,00,000	40,00,000
XII. a.Capital Work-in-progress - RITES		12,51,13,219			12,51,13,219							12,51,13,219	12,51,13,219
<b>B. NET WORK-IN-PROGRESS</b>		<b>12,91,13,219</b>	<b>0</b>	<b>0</b>	<b>12,91,13,219</b>							<b>12,91,13,219</b>	<b>12,91,13,219</b>
<b>GRANT TOTAL (A+B)</b>		<b>14,84,60,175</b>	<b>18,21,707</b>		<b>15,02,81,882</b>	<b>59,24,329</b>	<b>31,33,860</b>	<b>1,36,628</b>		<b>32,70,488</b>	<b>91,94,817</b>	<b>14,10,87,065</b>	<b>14,25,35,846</b>
PREVIOUS YEAR		13,51,83,707	1,32,76,468		14,84,60,175	27,90,468	7,73,593	23,60,267		31,33,860	59,24,329	14,25,35,846	13,23,93,239
(7) GENERAL ACCOUNTS TOTAL		521,55,63,827	44,70,89,597	8,19,44,132	558,07,09,292	122,91,78,505	16,82,47,360	1,43,60,650	0	18,22,47,280	128,56,06,461	429,51,02,831	398,63,85,322

**SCHEDULE 4A - FIXED ASSETS (FY 2016-17)**

(Amount-₹)

DESCRIPTION  DDE	Rate	GROSS BLOCK				DEPRECIATION						NET BLOCK	
		Cost/ Valuation as at beginning of the year	Additions during the year	Deductions during the year	Cost/ Valuation at the year end	As at the beginning of the year	Depreciation on Opening Balance	On Additions during the year	On Deductions during the year	Total Depreciation	Total up to the year end	As at the current year end	As at the previous year end
1	2	3	4	5	6	7	8	9	10	11	12	13	14
I. Land:					(3+4-5)					(8+9-10)	(7+11)	(6-12)	
a) Freehold *		0			0	0				0	0	0	0
b) Leasehold													
II. Buildings:													
a) On Freehold Land	2.00	3,53,67,664			3,53,67,664	78,43,616	7,07,353			7,07,353	85,50,969	2,68,16,695	2,75,24,048
b) On Leasehold Land													
c) Ownership Flats/ Premises													
d) Superstructures on Land not belonging to educational institutions													
III. Plants, machinery & equipment													
IV. Vehicle	10.00	52,17,006			52,17,006	32,77,268	5,21,701			5,21,701	37,98,969	14,18,037	19,39,738
V. Furniture & Fixtures	7.50	24,13,844	4,35,160		28,49,004	16,16,270	1,81,038	32,637		2,13,675	18,29,945	10,19,059	7,97,574
VI. Office Equipment	7.50	56,03,623			56,03,623	40,52,074	4,20,272			4,20,272	44,72,346	11,31,277	15,51,549
VII. Computer/peripherals	20.00	7,22,495	1,28,522		8,51,017	3,01,649	1,44,499	25,704		1,70,203	4,71,853	3,79,164	4,20,846
VIII. Electric Installations & Fittings													
IX. Library books	10.00	1,25,82,159	52,15,515		1,77,97,674	52,80,839	12,58,216	5,21,552		17,79,767	70,60,606	1,07,37,068	73,01,320
X. Tube wells & water supply													
XI. Other fixed assets													
a). Laboratory Equipments													
b). Audio Visual Equipments													
c). Computer Softwares													
d). Gymnasium Equipments													
e). Kitchen Equipments													
f). Sanitary Napkin Incinartor													
<b>A. Total of CURRENT YEAR</b>		<b>6,19,06,791</b>	<b>57,79,197</b>	<b>0</b>	<b>6,76,85,988</b>	<b>2,23,71,718</b>	<b>32,33,079</b>	<b>5,79,893</b>	<b>0</b>	<b>38,12,971</b>	<b>2,61,84,689</b>	<b>4,15,01,294</b>	<b>3,95,35,068</b>
PREVIOUS YEAR		<b>6,13,27,742</b>	<b>5,79,049</b>		<b>6,19,06,791</b>	<b>1,91,38,639</b>	<b>31,32,239</b>	<b>1,00,841</b>		<b>32,33,080</b>	<b>2,23,71,718</b>	<b>3,95,35,068</b>	<b>4,21,89,099</b>

**SCHEDULE 4B - FIXED ASSETS (FY 2016-17)**

(Amount-₹)

DESCRIPTION COMMUNITY COLLEGE	Rate	GROSS BLOCK				DEPRECIATION						NET BLOCK	
		Cost/Valuation as at beginning of the year	Additions during the year	Deductions during the year	Cost/Valuation at the year end	As at the beginning of the year	Depreciation on Opening Balance	On Additions during the year	On Deductions during the year	Total Depreciation	Total up to the year end	As at the current year end	As at the previous year end
1	2	3	4	5	6	7	8	9	10	11	12	13	14
I. Land:					(3+4-5)					(8+9-10)	(7+11)	(6-12)	
a) Freehold						0				0	0	0	0
b) Leasehold													
II. Buildings:													
a) On Freehold Land	2.00	1,46,65,645			1,46,65,645	28,46,048	2,93,313			2,93,313	31,39,361	1,15,26,284	1,18,19,597
b) On Leasehold Land													
c) Ownership Flats/ Premises													
d) Superstructures on Land not belonging to educational institutions													
III. Plants, machinery & equipment													
IV. Vehicle	10.00	8,09,668			8,09,668	5,71,824	80,967			80,967	6,52,791	1,56,877	2,37,844
V. Furniture & Fixtures	7.50	60,91,672	3,41,622		64,33,294	27,58,047	4,56,875	25,622		4,82,497	32,40,544	31,92,750	33,33,625
VI. Office Equipment	7.50	1,56,36,719	3,13,042		1,59,49,761	86,16,406	11,72,754	23,478		11,96,232	98,12,638	61,37,123	70,20,313
VII. Computer/peripherals	20.00	21,42,026			21,42,026	20,27,629	1,14,397			1,14,397	21,42,026	0	1,14,397
VIII. Electric Installations & Fittings													
IX. Library books	10.00	15,15,845	1,69,023		16,84,868	15,15,845	0	16,902		16,902	15,32,747	1,52,121	0
X. Tube wells & water supply													
XI. Other fixed assets													
a). Laboratory Equipments													
b). Audio Visual Equipments													
c). Computer Softwares													
d). Gymnasium Equipments													
e). Kitchen Equipments													
f). Sanitary Napkin Incinerator													
<b>A. Total of CURRENT YEAR</b>		<b>4,08,61,575</b>	<b>8,23,687</b>	<b>0</b>	<b>4,16,85,262</b>	<b>1,83,35,799</b>	<b>21,18,306</b>	<b>66,002</b>	<b>0</b>	<b>21,84,308</b>	<b>2,05,20,107</b>	<b>2,11,65,153</b>	<b>2,25,25,776</b>
PREVIOUS YEAR		3,74,69,948	33,91,627		4,08,61,575	1,57,88,199	22,23,876	3,23,724		25,47,601	1,83,35,800	2,25,25,769	2,16,81,746

**FIXED ASSET**

Total Tangible Asset General Account		362,70,38,005	13,68,97,718	0	376,39,35,723	107,97,79,926	15,18,70,257	1,03,54,507	0	16,18,64,035	124,16,43,962	252,22,91,762	254,72,58,076
(A) GENERAL ACCOUNTS: SCHEDULE - 4 TOTAL		362,70,38,005	13,68,97,718	0	376,39,35,723	107,97,79,926	15,18,70,257	1,03,54,507	0	18,22,47,280	124,16,43,962	252,22,91,760	254,72,58,076
(B) DDE ACCOUNTS: SCHEDULE - 4A TOTAL		6,19,06,791	57,79,197	0	6,76,85,988	2,23,71,718	32,33,079	5,79,893	0	38,12,971	2,61,84,689	4,15,01,293	3,95,35,068
(C) PUCC ACCOUNTS: SCHEDULE - 4B TOTAL		4,08,61,575	8,23,687	0	4,16,85,262	1,83,35,799	21,18,306	66,002	0	21,84,308	2,05,20,107	2,11,65,153	2,25,25,776
<b>TOTAL (4) + (4A) + (4B) = A</b>		<b>372,98,06,371</b>	<b>14,35,00,602</b>	<b>0</b>	<b>387,33,06,973</b>	<b>112,04,87,443</b>	<b>15,72,21,642</b>	<b>1,10,00,402</b>	<b>0</b>	<b>18,82,44,559</b>	<b>128,83,48,758</b>	<b>258,49,58,206</b>	<b>260,93,18,920</b>
Total Intangible Asset General Account = B		4,09,42,759	1,00,15,358	0	5,09,58,117	2,35,79,252	1,63,77,104	40,06,143	0	2,03,83,247	4,39,62,499	69,95,618	1,73,63,507
<b>GRAND TOTAL = A+B</b>		<b>377,07,49,130</b>	<b>15,35,15,960</b>	<b>0</b>	<b>392,42,65,090</b>	<b>114,40,66,696</b>	<b>17,35,98,745</b>	<b>1,50,06,545</b>	<b>0</b>	<b>20,86,27,806</b>	<b>133,23,11,257</b>	<b>259,19,53,824</b>	<b>262,66,82,426</b>

**WORK IN PROGRESS**

(A) GENERAL ACCOUNTS: SCHEDULE - 4 TOTAL		154,75,83,063	30,01,76,521	8,19,44,132	176,58,15,452	0	0	0	0	0	0	176,58,15,452	154,75,83,063
(B) DDE ACCOUNTS: SCHEDULE - 4A TOTAL													
(C) PUCC ACCOUNTS: SCHEDULE - 4B TOTAL													
<b>GRAND TOTAL (4) + (4A) + (4B)</b>		<b>154,75,83,063</b>	<b>30,01,76,521</b>		<b>176,58,15,452</b>							<b>176,58,15,452</b>	<b>154,75,83,063</b>

**SCHEDULE - 5 : INVESTMENTS**  
**Earmarked / Endowment Funds**

(Amount - ₹)

PARTICULARS	CURRENT YEAR 2016-17		PREVIOUS YEAR 2015-16	
1. Others: With Scheduled Banks				
EMSF	11,34,51,051		19,54,10,526	
Endowment Fund	1,82,95,196		1,82,97,613	
<b>(A) GENERAL ACCOUNTS: SCHEDULE - 5 TOTAL</b>		<b>13,17,46,247</b>		<b>21,37,08,139</b>
<b>(B) DDE ACCOUNTS: SCHEDULE - 5A TOTAL</b>		<b>0</b>		<b>0</b>
<b>(C) PUCC ACCOUNTS: SCHEDULE - 5B TOTAL</b>		<b>0</b>		<b>0</b>
<b>GRAND TOTAL (5) + (5A) + (5B)</b>		<b>13,17,46,247</b>		<b>21,37,08,139</b>
<b>TOTAL</b>		<b>13,17,46,247</b>		<b>21,37,08,139</b>

**SCHEDULE -6 : INVESTMENT - Others**

PARTICULARS	CURRENT YEAR 2016-17		PREVIOUS YEAR 2015-16	
1. In Central Government Securities				
2. In State Government Securities				
3. Other approved Securities				
4. Others				
Non-Plan				
Plan			4,00,00,000	
HBA	5,57,80,793		5,60,14,966	
Debt & Deposit	26,00,86,900		26,17,38,804	
Student Merit Scholarship	95,15,864		1,89,79,250	
Placement	1,14,00,000		1,14,90,584	
Staff Welfare Fund	3,20,000		3,20,000	
Affiliation & Inspection Fund	6,98,77,578		8,44,65,417	
UDF	75,00,000		75,00,000	
Examination Fund	3,00,000		3,00,000	
Hostel Mess Subsidy Fund	15,67,59,647		15,58,76,740	
Sports Fund	25,00,000		25,00,000	
International Convention Centre	14,24,52,577	71,64,93,359	18,30,90,124	82,22,75,885
<b>TOTAL</b>		<b>71,64,93,359</b>		<b>82,22,75,885</b>
<b>(A) GENERAL ACCOUNTS: SCHEDULE - 6 TOTAL</b>		<b>71,64,93,359</b>		<b>82,22,75,885</b>
<b>(B) DDE ACCOUNTS: SCHEDULE - 6A TOTAL</b>		<b>54,64,16,472</b>		<b>56,84,61,598</b>
<b>(C) PUCC ACCOUNTS: SCHEDULE - 6B TOTAL</b>		<b>0</b>		<b>0</b>
<b>GRAND TOTAL (6) + (6A) + (6B)</b>		<b>126,29,09,831</b>		<b>139,07,37,483</b>

**SCHEDULE - 7 : CURRENT ASSETS**

(Amount - ₹)

PARTICULARS	CURRENT YEAR 2016-17		PREVIOUS YEAR 2015-16	
<b>1. Stock:</b>				
a. Closing Stock		37,54,438		23,90,811
<b>2. Sundry Debtors:</b>				
a. Debts Outstanding for a period exceeding six months				
b. Others				
3. Imprest		9,250		31,020
4. Bank Balances				
a. With Scheduled Banks: In Current Accounts				
EMS F	11,95,11,497		1,94,27,395	
Endowment Fund	42,73,251		32,26,399	
Non-Plan	11,20,46,784		4,13,33,899	
Plan	17,81,83,468		15,35,89,799	
HBA	1,82,43,755		95,33,234	
Debt & Deposit	11,15,78,014		7,32,13,785	
Student Merit Scholarship	71,76,506		18,32,693	
Placement	12,97,559		11,86,385	
Staff Welfare Fund	90,627		64,418	
Affiliation & Inspection Fund	49,48,701		45,51,265	
Central Instrumentation Facility	5,20,343		3,69,343	
UDF	84,34,502		58,16,344	
Examination Fund	66,34,958		52,64,838	
PGDCF	38,42,551		30,94,038	
NFIG Fund	1,16,435		3,96,992	
Pre-Primary School	16,23,117		13,96,831	
Day Care Centre	4,20,439		2,15,158	
Hostel Mess Subsidy Fund	1,41,70,383		1,33,87,766	
Sports Fund	80,60,866		58,33,261	
CIF Corpus Fund	40,00,000			
IT Service Fund	29,453		29,453	
International Convention Centre	9,42,97,328	69,95,00,537	3,94,25,375	38,31,88,671
b. With non-Scheduled Banks: -In Current Accounts				
- In Current Accounts				
- In Term Deposit Accounts				
- In Savings Accounts				
<b>TOTAL</b>		<b>70,32,64,225</b>		<b>38,56,10,502</b>
(A) GENERAL ACCOUNTS: SCHEDULE - 7 TOTAL		70,32,64,225		38,56,10,502
(B) DDE ACCOUNTS: SCHEDULE - 7A TOTAL		34,75,29,696		20,16,96,172
(C) PUCC ACCOUNTS: SCHEDULE - 7B TOTAL		1,57,12,179		1,53,46,656
<b>GRAND TOTAL (7) + (7A) + (7B)</b>		<b>106,65,06,100</b>		<b>60,26,53,330</b>



**SCHEDULE - 8 : LOANS, ADVANCES & DEPOSITS**

(Amount-₹)

PARTICULARS	CURRENT YEAR 2016-17		PREVIOUS YEAR 2015-16	
1. Advances to employees: (Non-interest bearing)				
Festival	72,09,614		65,24,214	
LTC			1,97,000	
Tour Advance	72,670		32,000	
Medical Advance	50,000	<b>73,32,284</b>	94,500	<b>68,47,714</b>
2. Long Term Advances to employees: (Interest bearing)				
a. MCA	28,65,846		32,02,745	
b. HBA	0	<b>28,65,846</b>	0	<b>32,02,745</b>
3. Advances and other amounts recoverable in cash or in kind or for value to be received:				
L.C Opening Balance	0		0	
Add: Plan L.C 2016-2017				
Add: EMSF 2016-2017				
Less: Transfer to Equipment (Plan)				
Transfer to Equipment (EMSF)				
Journals Advance Payment - Opening Balance	0		6,81,170	
Add: Advance Payment 2016-2017				
Less: Journals Received 2015-2016 (Non-Plan)		<b>0</b>	6,81,170	<b>0</b>
Others - Temporary Advance Outstanding				
Non Plan	53,98,578		77,93,884	
Plan	6,50,000		1,27,792	
EMSF	91,24,211		1,05,22,037	
U.D.F	3,28,966		1,42,000	
Debt & Deposit	20,90,464	<b>1,75,92,219</b>	12,47,000	<b>1,98,32,713</b>

**SCHEDULE - 8 : LOANS, ADVANCES & DEPOSITS (Cont..)**

(Amount-₹)

PARTICULARS	CURRENT YEAR 2016-17		PREVIOUS YEAR 2015-16	
4. Prepaid Expenses				
Insurance	1,87,621		2,33,187	
E-Journals	1,71,08,733			
Franking Machine AMC 2017-2018		<b>1,72,96,354</b>		<b>2,33,187</b>
5. Deposits:				
a. Telephone	3,79,030		3,79,030	
b. Electricity	97,67,891		97,67,891	
c. F.M. Radio Bank Guarantee	25,000		25,000	
d. LPG Deposit	1,16,250		1,16,250	
e. Deposits with BSNL	61,09,530	<b>1,63,97,701</b>	61,09,530	<b>1,63,97,701</b>
6. Income Accrued:				
a. Investments from Earmarked / Endowment Funds:				
EMSF	33,34,619		63,52,741	
Endowment Fund	3,55,071		7,14,414	
b. Investments from Others:				
Non-Plan			0	
Plan			78,904	
HBA	12,12,263		14,19,032	
Debt & Deposit	85,68,985		94,00,005	
Student Merit Scholarship	3,16,230		9,84,118	
Placement	7,25,279		1,34,958	
Staff Welfare Fund	2,373		4,925	
Affiliation & Inspection Fund	14,81,859		23,51,623	
Central Instrumentation Facility				
UDF	1,71,668		1,35,449	
Examination Fund	214		2,860	
Hostel Mess Subsidy Fund	96,21,898		23,82,645	
Sports Fund	20,479		23,339	
International Convention Centre	50,69,983	<b>3,08,80,921</b>	74,73,381	<b>3,14,58,394</b>
b. On Loans and Advances				
c. Others				

**SCHEDULE - 8 : LOANS, ADVANCES & DEPOSITS (Cont..)**

(Amount-₹)

PARTICULARS	CURRENT YEAR 2016-17		PREVIOUS YEAR 2015-16	
7. Other Receivables				
a. Debit balances in sponsored projects				
b. Other Advance-(Telephone Charges - Detailed Bills )				
Library fine dues (16-17)				
Rent dues (16-17)			3,60,000	
Interest from RITES	15,57,066		32,44,978	
b. Debit balances in Fellowship & Scholarship				
e. Staff Advance (Other Advance)				
Inspection / Affiliation Fund due from College	22,50,000		22,50,000	
Loan to Plan A/c from UDF	3,00,000	41,07,066	3,00,000	61,54,978
8. Claims Receivable				
Interest to be received from Banks		20,783		20,783
TDS to be received from Banks D&D A/c(109866+12049)		1,21,915		
Grants Receivables - Plan A/c (Sub-Schedule - 8a)		5,73,05,713		5,26,95,466
Grants Receivables - Plan A/c from UGC(2016-17 Grant)		27,82,83,000		
Grants Receivables - Non-Plan A/c from UGC(Withheld)		2,00,00,000		
Debit balance in Sponsored Projects(Sub Schedule - 8b)		3,16,95,089		2,95,34,961
Debit balance in Fellowship & Scholarship(Sub Schedule - 8c)		8,77,83,359		6,69,06,354
<b>TOTAL</b>		<b>57,16,82,250</b>		<b>23,32,84,996</b>

(A) GENERAL ACCOUNTS: SCHEDULE - 8 TOTAL		57,16,82,250		23,32,84,996
(B) DDE ACCOUNTS: SCHEDULE - 8A TOTAL		1,72,81,404		1,43,91,870
(C) PUCC ACCOUNTS: SCHEDULE - 8B TOTAL		19,90,884		9,79,275
<b>GRAND TOTAL (8) + (8A) + (8B)</b>		<b>59,09,54,538</b>		<b>24,86,56,141</b>

**SUB-SCHEDULE - 8b : LOANS, ADVANCES & DEPOSITS**

(Amount-₹)

PARTICULARS  PLAN A/C	FUND WISE BREAK UP				TOTAL	
	Centre for Study of Social Exclusion & Inclusion Policy	Implementaion of OBC Reservation	Centre for Women Studies	Establishment of Gandhian Studies	Current Year 2016-17	Previous Year 2015-16
a) Opening Balance	-1,00,49,397	-4,21,52,170	-4,73,374	-20,525		
b) Additions to the Funds:						
i. Receipts						
<b>TOTAL (b)</b>	<b>0</b>	<b>0</b>	<b>0</b>	<b>0</b>		
c) Utilisation/Expenditure towards objectives of funds						
i. Capital Expenditure						
- Equipment						
- Computer						
- Books & Journals						
- Furniture						
- Campus Development - Building						
- Work-in-Progress						
Total	<b>0</b>	<b>0</b>	<b>0</b>	<b>0</b>		
ii. Revenue Expenditure						
- Salaries, Wages and Allowance etc	45,10,968					
- Other Administrative Expenses	11,500		87,779			
Total	45,22,468	0	87,779	0		
<b>TOTAL (c)</b>	<b>45,22,468</b>	<b>0</b>	<b>87,779</b>	<b>0</b>		
<b>NET BALANCE AS AT THE YEAR-END (a+b-c)</b>	<b>-1,45,71,865</b>	<b>-4,21,52,170</b>	<b>-5,61,153</b>	<b>-20,525</b>	<b>-5,73,05,713</b>	<b>-5,11,46,110</b>

**SUB-SCHEDULE - 8b & 8c : LOANS, ADVANCES & DEPOSITS**

Head of Account	Opening Balance as on 01-04-2016		Transactions During the Year		Closing Balance as on 31-03-2017	
	DR	CR	DR	CR	DR	CR
<b>EMSFA/C</b>						
<b>8b. PROJECTS:</b>						
1. University Grant Commission	92,27,214		30,44,644	15,79,197	-1,06,92,661	
2. Council of Scientific & Industrial Research	8,88,794		2,55,917	1,50,000	-9,94,711	
3. Dept. of Science & Technology	81,56,801		8,22,463	66,816	-89,12,448	
4. AICTE	1,57,220				-1,57,220	
5. DBT	54,04,346		1,08,86,077	1,15,62,189	-47,28,234	
6. ICMR	33,675				-33,675	
7. CICT	3,42,792				-3,42,792	
8. Other Agencies	53,24,119		9,95,520	4,86,291	-58,33,348	
<b>TOTAL - 8b</b>	<b>2,95,34,961</b>	<b>0</b>	<b>1,60,04,621</b>	<b>1,38,44,493</b>	<b>-3,16,95,089</b>	
<b>8c. FELLOWSHIP:</b>						
1. University Grant Commission	6,64,57,214		5,24,96,779	4,20,21,358	-7,69,32,635	
2. Council of Scientific & Industrial Research		15,66,731	94,89,665	76,000	-78,46,934	
3. Other Agencies	4,49,140		25,54,650		-30,03,790	
<b>TOTAL - 8c</b>	<b>6,69,06,354</b>	<b>15,66,731</b>	<b>6,45,41,094</b>	<b>4,20,97,358</b>	<b>-8,77,83,359</b>	
<b>GRANT TOTAL (8b+8c)</b>	<b>9,64,41,315</b>	<b>15,66,731</b>	<b>8,05,45,715</b>	<b>5,59,41,851</b>	<b>-1,194,78,448</b>	

## SCHEDULES FORMING PART OF INCOME & EXPENDITURE ACCOUNT

### SCHEDULE -9 : ACADEMIC RECEIPTS

PARTICULARS	CURRENT YEAR 2016-17		PREVIOUS YEAR 2015-16	
	Plan A/c	Non-Plan A/c	Plan A/c	Non-Plan A/c
<b>Fee From Students</b>				
<b>Academic Fees</b>				
1. Tuition fee		3,69,38,143		3,53,55,282
2. Admission fee				
3. Enrolment fee				
4. Library Admission fee				
5. Laboratory fee				
6. Sports fee				
7. Registration fee		5,91,970		27,43,796
8. Recognition fee				
<b>Total (A)</b>		<b>3,75,30,113</b>		<b>3,80,99,078</b>
<b>Examination Fees</b>				
1. Admission test fee				
2. Annual Examination fee		10,72,91,040		11,11,41,235
3. Mark sheet, certificate fee		2,32,19,764		96,96,953
<b>Total (B)</b>	<b>0</b>	<b>13,05,10,804</b>	<b>0</b>	<b>12,08,38,188</b>

**SCHEDULE -9 : ACADEMIC RECEIPTS (Cont...)**

(Amount-₹)

PARTICULARS	CURRENT YEAR 2016-17		PREVIOUS YEAR 2015-16	
	Plan A/c	Non-Plan A/c	Plan A/c	Non-Plan A/c
<b>Other Fees</b>				
1. Identity card fee				
2. Fine/Miscellaneous fee		7,22,276		9,17,486
Add: Library Fine Due (16-17)				
Less: Library Fine Due (15-16)				
3. Medical fee				
4. Transportation fee				
5. Penalty fee				
6. Convocation Fee				
7. Matric fee				
8. Study Material				
9. Hostel fee		8,67,230		11,39,985
<b>Total (C)</b>		<b>15,89,506</b>		<b>20,57,471</b>
<b>Sale of Publications</b>				
1. Sale of Syallabus and Question Paper, etc				
2. Sale of prospectus including admission forms		83,82,453		71,16,591
3. Student Aid Fund				
4. University Development Fund				
<b>Total (D)</b>		<b>83,82,453</b>	<b>0</b>	<b>71,16,591</b>
<b>Grand Total (A+B+C+D)</b>	<b>0</b>	<b>17,80,12,876</b>	<b>0</b>	<b>16,81,11,328</b>

**SCHEDULE - 10 : GRANTS & DONATIONS**

(Amount-₹)

PARTICULARS	CURRENT YEAR 2016-17		PREVIOUS YEAR 2015-16	
	Plan A/c	Non-Plan A/c	Plan A/c	Non-Plan A/c
1. Central Government				
a. Maintenance Grant (16-17)	7,47,17,033	115,66,50,000	4,75,02,191	98,09,92,000
Add: Unutilized Grant(2015-16)		4,13,33,899		
Less: Capitalised Value		85,10,854		3,21,10,322
Unutilized Grant(16-17)		11,20,46,784		
2. State Government(s)				
3. Government Agencies				
4. Institutions/Welfare Bodies				
5. International Organisations				
6. Grant Receivable- Plan A/c(2016-17)	27,82,83,000			
- Non-Plan (Withheld)		2,00,00,000		
<b>TOTAL</b>	<b>35,30,00,033</b>	<b>109,74,26,261</b>	<b>4,75,02,191</b>	<b>94,88,81,678</b>

**SCHEDULE - 11 : INCOME FROM INVESTMENTS****(I). Investment from Earmarked/Endowment Fund**

PARTICULARS	CURRENT YEAR 2016-17		PREVIOUS YEAR 2015-16	
	Plan A/c	Non-Plan A/c	Plan A/c	Non-Plan A/c
1. Interest				
a. On Govt. Securities				
b. Other Bonds/Debentures				
2. Income received				
a. Each Fund separately				
3. Income accrued				
a. Non-Plan				
4. Others (Specify)				
a. Interest on Term Deposit				
<b>TOTAL</b>	<b>0</b>	<b>0</b>	<b>0</b>	<b>0</b>
TRANSFERRED TO EARMARKED/ ENDOWMENT FUNDS				



**(II). Investment from other than Earmarked/Endowment Fund**

(Amount-₹)

PARTICULARS	CURRENT YEAR 2016-17		PREVIOUS YEAR 2015-16	
	Plan A/c	Non-Plan A/c	Plan A/c	Non-Plan A/c
1. Interest				
a. On Govt. Securities				
b. Other Bonds/Debentures				
2. Income received				
a. Each Fund separately				
3. Income accrued			78,904	
4. Others (Specify)				
a. Electricity Deposit				
<b>TOTAL</b>	<b>0</b>	<b>0</b>	<b>78,904</b>	

**SCHEDULE - 12 : INTEREST EARNED**

PARTICULARS	CURRENT YEAR 2016-17		PREVIOUS YEAR 2015-16	
	Plan A/c	Non-Plan A/c	Plan A/c	Non-Plan A/c
1. On Savings Account with Scheduled Banks				
2. On Loans				
a. Employees / Staff				
b. Others				
3. On Debtors and Other Receivables				
<b>TOTAL</b>	<b>0</b>	<b>0</b>	<b>0</b>	<b>0</b>

**SCHEDULE - 13: OTHER INCOME**

PARTICULARS	CURRENT YEAR 2016-17		PREVIOUS YEAR 2015-16	
	Plan A/c	Non-Plan A/c	Plan A/c	Non-Plan A/c
<b>A. Income from Land &amp; Building</b>				
1. Hostel Room Rent		67,00,347		28,25,531
2. License fee		6,23,174		7,07,866
3. Hire Charges of Auditorium/Play ground/Convention Centre, etc				
4. Electricity charges		19,89,402		19,17,778
5. Water charges		90,158		92,420
6. Lease of Usufructs of Trees		17,360		12,50,269
7. Rent from Building		8,38,841		11,00,134
Add: Rent dues (15-16)				3,60,000
Less: Rent dues (16-17)		3,60,000		0
6. Quarters Rent Collected from Project Occupants				
<b>Total</b>	<b>0</b>	<b>98,99,282</b>	<b>0</b>	<b>82,53,998</b>

(Amount-₹)

PARTICULARS	CURRENT YEAR 2016-17		PREVIOUS YEAR 2015-16	
	Plan A/c	Non-Plan A/c	Plan A/c	Non-Plan A/c
<b>B. Sale of Institute's publications</b>				
<b>C. Income from holding events</b>				
1. Gross Receipts from annual function/ sports carnival				
Less: Direct expenditure incurred on the annual function/ sports carnival				
2. Gross Receipts from fetes				
Less: Direct expenditure incurred on the fetes				
3. Gross Receipts for educational tours				
Less: Direct expenditure incurred on the tours				
4. Others (to be specified and separately disclosed)				
<b>Total</b>			<b>0</b>	<b>0</b>
<b>D. Interest on Term Deposits:</b>				
1. With Scheduled Banks				
Interest from Fixed Deposit	58,90,949		2,60,98,434	
Interest from RITES - Receivable 2016-17	15,57,066		32,44,978	
2. With Non-Scheduled Banks				
3. With Institutions				
4. Others				
<b>Total</b>	<b>74,48,015</b>		<b>2,93,43,412</b>	<b>0</b>
<b>E. Interest on Savings Accounts:</b>				
1. With Scheduled Banks				
2. With Non-Scheduled Banks				
3. With Institutions				
4. Others				
<b>Total</b>	<b>0</b>	<b>0</b>	<b>0</b>	<b>0</b>
<b>F. Interest On Loans:</b>				
1. Employees/Staff				
2. Others				
<b>Total</b>	<b>0</b>	<b>0</b>	<b>0</b>	<b>0</b>

(Amount-₹)

PARTICULARS	CURRENT YEAR 2016-17		PREVIOUS YEAR 2015-16	
	Plan A/c	Non-Plan A/c	Plan A/c	Non-Plan A/c
<b>G. Interest on Debtors and Other Receivables</b>			0	0
<b>H. Others</b>				
1. RTI fees		10,049		6,567
2. Bus Fare		27,62,297		36,87,314
3. Terminal Benefits		6,16,378		39,34,077
4. 15% of Net Income of DDE		1,60,54,009		1,77,92,022
5. Other Receipts		1,27,64,390		1,59,65,263
<b>Total</b>	<b>0</b>	<b>3,22,07,123</b>	<b>0</b>	<b>4,13,85,243</b>
<b>GRAND TOTAL (A+B+C+D+E+F+G+H)</b>	<b>74,48,015</b>	<b>4,21,06,405</b>	<b>2,93,43,412</b>	<b>4,96,39,241</b>

**SCHEDULE - 14 : PRIOR PERIOD INCOME**

PARTICULARS	CURRENT YEAR 2016-17		PREVIOUS YEAR 2015-16	
	Plan A/c	Non-Plan A/c	Plan A/c	Non-Plan A/c
1. Academic Receipts		85,37,932		1,03,90,485
2. Income from Investments				
<b>TOTAL</b>	<b>0</b>	<b>85,37,932</b>	<b>0</b>	<b>1,03,90,485</b>

**SCHEDULE - 15 : STAFF PAYMENTS AND BENEFITS**

PARTICULARS	CURRENT YEAR 2016-17		PREVIOUS YEAR 2015-16	
	Plan A/c	Non-Plan A/c	Plan A/c	Non-Plan A/c
1. Salaries and Wages	73,99,933	75,64,91,422	82,35,013	72,29,86,325
Add: March 2017 Salary paid in April 2017	6,85,458	6,17,24,138	6,50,744	5,94,66,993
Less: March 2016 Salary paid in April 2016	6,50,744	5,94,66,993		4,34,60,287
2. Allowances and Bonus		51,43,040		17,21,817
3. Contribution to Provident Fund (MC)		71,54,489		65,14,001
4. Contribution to Other Fund -NPS (MC)		2,42,66,350		2,25,63,701
5. Pension		6,33,84,761		5,59,41,464
Add: March 2017 Pension paid in April 2017		55,25,137		43,50,959
Less: March 2016 Pension paid in April 2016		43,50,959		34,39,243
6. Retirement and Terminal Benefits		3,99,27,379		2,88,96,313
7. LTC facility		84,66,917	75,826	50,62,899
8. Medical facility		1,09,07,496		1,01,78,741
9. Children Education Allowance		50,71,282		61,16,218
10. TA/DA expenses				
11. Leave Encashment		1,51,41,577		96,74,675
<b>TOTAL</b>	<b>74,34,647</b>	<b>93,93,86,036</b>	<b>89,61,583</b>	<b>88,65,74,576</b>

**SCHEDULE - 16 : ACADEMIC EXPENSES**

(Amount-₹)

PARTICULARS	CURRENT YEAR 2016-17		PREVIOUS YEAR 2015-16	
	Plan A/c	Non-Plan A/c	Plan A/c	Non-Plan A/c
1. Laboratory Expenses / Consumables	31,144	97,93,510	64,61,189	7,90,105
2. Field work/ participation	28,24,855	4,98,837	31,18,038	6,83,104
3. Seminar / Workshop	7,35,773	1,24,909	10,93,839	18,79,098
4. Payment to visiting faculty	81,63,629	1,05,22,012	1,31,463	72,63,263
5. Examination		9,23,46,675		8,03,21,644
6. Student Welfare Expenses				
7. Admission Expenses		84,69,697		71,09,343
8. Convocation Expenses		31,89,131		27,864
9. Differently Abled Persons	2,32,000		1,45,996	
10. Stipend/means-cum-merit scholarship / Non-Net Fellowship	4,41,42,483		4,45,33,110	
11. Subscription Expenses				6,81,170
Add: Advance Payment for Journals 2015-16				
Less: Advance Payment for Journals 2016-17				
12. Others:				
a. Contingencies	12,72,454	61,57,468	1,18,81,312	37,74,301
b. Ground Maintenance				
c. Inter Univ./Inter College Sports (TA/DA etc.)		8,85,107		4,44,240
d. Production Expenses		2,53,001		52,931
e. Binding of Book & Journal				0
f. Animal House (Recurring)		2,76,409		1,09,489
g. Travel	15,67,055		10,54,269	
h. Coaching Class for SC/ST				
i. ICT				
j. Infrastructure Maintenance Facility				
k. IQAC	1,97,566			
l. Hiring Charges	1,48,000		1,15,548	
m. Day Care Centre				
Less: March 2016 Salary paid in April 2016			1,34,62,861	
Conversion of UG Cable(2012-13)			1,61,50,081	
Add: Conversation of UG Cable(2012-13)	1,61,50,081			
<b>TOTAL</b>	<b>7,54,65,040</b>	<b>13,25,16,756</b>	<b>3,89,21,822</b>	<b>10,31,36,552</b>

**SCHEDULE - 17 : ADMINISTRATIVE & GENERAL EXPENSES**

(Amount-₹)

PARTICULARS	CURRENT YEAR 2016-17		PREVIOUS YEAR 2015-16	
	Plan A/c	Non-Plan A/c	Plan A/c	Non-Plan A/c
1. Electricity and Power		5,67,21,013		5,17,81,859
2. Water charges				
3. Insurance		5,42,203		4,93,253
4. Rent, Rates & Taxes (Including property tax)		18,05,582		13,37,325
5. Postage & Telegrams		6,38,439		7,56,004
Add: Prepaid AMC - Franking Machine				12,500
6. Telephone & Internet Charges		78,85,203		1,26,71,757
Less: Internet Leased Line 2016-2017				29,55,399
7. Printing & Stationery		23,67,739		30,35,468
8. Traveling & Conveyance Expenses		67,00,402		48,72,433
10. Hospitality		6,89,227		9,96,571
12. Audit Fees				1,58,500
13. Legal Expenses		48,47,550		14,64,380
14. Advertisement & Publicity		1,11,73,315		92,00,313
15. Magazines & Journals				
16. Others (Specify)				
a. Production Expenses				
b. Security Expenses		2,65,21,287		3,36,86,919
c. Computer Consumables		25,81,847		35,90,795
d. Contingencies		33,15,912		22,00,989
e. Over Time Allowances		21,49,466		19,60,046
f. Honorarium / Remuneration to Staff	6,18,800	9,85,580		17,52,360
g. Training to Staff		9,05,358		8,29,888
h. Liviries & Uniforms		92,386		5,64,157
i. Daily Wages (Part Time)		1,60,49,836		1,51,01,677
j. Daily Wages & NMR Salary		1,06,006		20,72,834
k. Earn While you Learn		39,630		32,200
l. Cost of Medicine		25,71,110		19,07,560
<b>Total</b>	<b>6,18,800</b>	<b>14,86,89,091</b>	<b>0</b>	<b>14,75,24,389</b>

(Amount-₹)

PARTICULARS	CURRENT YEAR 2016-17		PREVIOUS YEAR 2015-16	
	Plan A/c	Non-Plan A/c	Plan A/c	Non-Plan A/c
Add: Outstanding Expenses 2016-17	0	2,34,35,687		59,08,124
Audit Fees 2016-17				0
Closing Stock (2015-16)		23,90,811		14,70,039
Less: Outstanding Expenses 2015-16		59,08,124		96,79,840
Audit Fees 2015-16		0		5,00,000
Closing Stock (2016-17)		37,54,438		23,90,811
<b>TOTAL</b>	<b>6,18,800</b>	<b>16,48,53,027</b>	<b>0</b>	<b>14,23,31,901</b>

**SCHEDULE - 18 : TRANSPORTATION EXPENSES**

PARTICULARS	CURRENT YEAR 2016-17		PREVIOUS YEAR 2015-16	
	Plan A/c	Non-Plan A/c	Plan A/c	Non-Plan A/c
1. Vehicles (Owned by Educational Institutions)				
a. Running Expenses				
b. Repairs & Maintenance		30,22,047		39,44,674
c. Insurance Expenses		1,89,118		1,15,129
Add: Pre-paid Insurance (2015-16)		2,33,187		1,69,571
2. Vehicle taken on rent / lease		70,44,278		62,92,518
3. Rent / Lease Expenses				
4. Contingencies		3,68,486		1,31,703
<b>TOTAL</b>	<b>0</b>	<b>1,08,57,116</b>	<b>0</b>	<b>1,06,53,595</b>

**SCHEDULE - 19 : REPAIRS & MAINTENANCE**

PARTICULARS	CURRENT YEAR 2016-17		PREVIOUS YEAR 2015-16	
	Plan A/c	Non-Plan A/c	Plan A/c	Non-Plan A/c
1. Building	1,48,31,356	1,12,53,988		1,04,54,414
2. Furniture & Fixtures				
3. Plant & Machinery				
4. Office Equipments		3,12,37,771		2,61,52,883
5. Cleaning Materials & Services		69,35,353		2,35,50,530
6. Others (Specify)				
a. Estate Maintenance				
b. Maintenance of Hostel				
c. Campus Beautification(AMC for Garden Development)		34,65,921		12,31,290
d. Generator Maintenance				
e. Office Maintenance				
f. Repairs & Maintenance				
<b>TOTAL</b>	<b>1,48,31,356</b>	<b>5,28,93,033</b>		<b>6,13,89,117</b>

(Amount-₹)

**SCHEDULE - 20 : FINANCE COST**

PARTICULARS	CURRENT YEAR 2016-17		PREVIOUS YEAR 2015-16	
	Plan A/c	Non-Plan A/c	Plan A/c	Non-Plan A/c
1. Interest on fixed loans				
2. Interest on other loans				
3. Bank Charges				
4. Others (specify)				
<b>TOTAL</b>	<b>0</b>	<b>0</b>	<b>0</b>	<b>0</b>

**SCHEDULE - 21 : OTHER EXPENSES**

PARTICULARS	CURRENT YEAR 2016-17		PREVIOUS YEAR 2015-16	
	Plan A/c	Non-Plan A/c	Plan A/c	Non-Plan A/c
a. Provision for Bad & Doubtful Debts				
b. Depreciation	13,96,03,320	3,71,38,469	8,80,54,524	3,15,85,393
c. Rounding Off Exp				
<b>TOTAL</b>	<b>13,96,03,320</b>	<b>3,71,38,469</b>	<b>8,80,54,524</b>	<b>3,15,85,393</b>

**SCHEDULE - 22 : PRIOR PERIOD EXPENSES**

PARTICULARS	CURRENT YEAR 2016-17		PREVIOUS YEAR 2015-16	
	Plan A/c	Non-Plan A/c	Plan A/c	Non-Plan A/c
1. Maintenance of Office Equipments		13,62,250		
2. Rent for Building		68,094		
3. Printing of Question Papers				
4. Cleaning Material & Services		33,63,951		
5. AMC for Garden Development		55,45,053		27,01,692
6. Contingency		62,756		1,84,906
7. Vehicle taken on rent / lease				6,24,160
<b>TOTAL</b>	<b>0</b>	<b>1,04,02,104</b>	<b>0</b>	<b>35,10,758</b>

## PONDICHERY UNIVERSITY

### DIRECTORATE OF DISTANCE EDUCATION

#### SCHEDULES FORMING PART OF BALANCE SHEET AS AT 31<sup>ST</sup> MARCH 2017

##### SCHEDULE - 1A : CORPUS/CAPITAL FUND

(Amount-₹)

PARTICULARS	CURRENT YEAR 2016-17		PREVIOUS YEAR 2015-16	
Balance as at the beginning of the year	36,04,29,950		27,15,31,406	
Add: Contributions towards Corpus				
Add : Income Over Expenditure	11,80,82,045		10,66,90,566	
Less: Transferred to Non - Plan A/C	1,60,54,009		1,77,92,022	
Transferred to PUCC			0	
<b>BALANCE AT THE YEAR-END</b>		<b>46,24,57,986</b>		<b>36,04,29,950</b>
<b>DDE MAINTENANCE CORPUS FUND</b>				
Balance as at the beginning of the year	42,31,26,437		39,21,60,081	
Add: Interest Earned	2,84,29,582		3,17,30,201	
Interest Accrued on Fixed Deposits(2016-17)	67,27,135		67,21,677	
TDS Deducted	16,918			
Less: Interest Accrued on Fixed Deposits(2015-16)	67,21,677		74,85,522	
<b>BALANCE AT THE YEAR-END</b>		<b>45,15,78,395</b>		<b>42,31,26,437</b>
<b>TOTAL 1A</b>		<b>91,40,36,381</b>		<b>78,35,56,387</b>
<b>SCHEDULE - 2A DESIGNATED / EARMARKED FUND</b>		<b>NIL</b>		



**SCHEDULE - 3A : CURRENT LIABILITIES & PROVISIONS**

(Amount-₹)

PARTICULARS	CURRENT YEAR 2016-17		PREVIOUS YEAR 2015-16	
<b>A. Current Liabilities</b>				
1. Deposits from staff				
2. Deposits from Students		1,03,550		1,03,550
3. Sundry Creditors				
a) for Goods & Services				
b) Others				
3a. Advances Received				
4. Interest Accrued but not due on:				
a. Secured Loans / Borrowings				
b. UnSecured Loans / Borrowings				
5. Statutory Liabilities (GPF,TDS,WC Tax, CPF,GIS, NPS)				
a. Overdue				
b. Others				

6. Other Current Liabilities				
Fees Collected (Proportion of Subsqst FY)				
a. March 2017 salary paid in April 2017		26,79,519		23,20,148
b. Receipts against sponsored Projects				
c. Receipts against sponsored fellowship & scholarships				
d. Unutilised grants				
e. Grants in Advance				
f. Twinning Programme share payable up to March 2017		2,72,93,110		2,93,57,363
g. Amount Payable to CPWD		15,67,042		15,67,042
h. Endowment fee	72,99,264		77,99,264	
Less: Endowment fee Refund	2,50,000	70,49,264	5,00,000	72,99,264
<b>Total of (A)</b>		<b>3,86,92,485</b>		<b>4,06,47,367</b>
<b>B. Provisions</b>				
1. For Taxation				
2. Gratuity				
3. Super Anuation / Pension				
4. Accumulated Leave Encashment				
5. Expenses Payable				
6. Trade warranties / Claims				
7. Others (specify)				
a. Bonus Payable				
<b>Total of (B)</b>		<b>0</b>		<b>0</b>
<b>Total of (A) + (B)</b>		<b>3,86,92,485</b>		<b>4,06,47,367</b>

**SCHEDULE 4A - FIXED ASSETS (FY 2016-17)**

(Amount-₹)

DESCRIPTION  DDE	Rate	GROSS BLOCK				DEPRECIATION						NET BLOCK	
		Cost/ Valuation as at beginning of the year	Additions during the year	Deductions during the year	Cost/ Valuation at the year end	As at the beginning of the year	Depreciation on Opening Balance	On Additions during the year	On Deductions during the year	Total Depreciation	Total up to the year end	As at the current year end	As at the previous year end
1	2	3	4	5	6	7	8	9	10	11	12	13	14
I. Land:					(3+4-5)					(8+9-10)	(7+11)	(6-12)	
a) Freehold*		0			0	0				0	0	0	0
b) Leasehold													
II. Buildings:													
a) On Freehold Land	2.00	3,53,67,664			3,53,67,664	78,43,616	7,07,353			7,07,353	85,50,969	2,68,16,695	2,75,24,048
b) On Leasehold Land													
c) Ownership Flats/ Premises													
d) Superstructures on Land not belonging to educational institutions													
III. Plants, machinery & equipment													
IV. Vehicle	10.00	52,17,006			52,17,006	32,77,268	5,21,701			5,21,701	37,98,969	14,18,037	19,39,738
V. Furniture & Fixtures	7.50	24,13,844	4,35,160		28,49,004	16,16,270	1,81,038	32,637		2,13,675	18,29,945	10,19,059	7,97,574
VI. Office Equipment	7.50	56,03,623			56,03,623	40,52,074	4,20,272			4,20,272	44,72,346	11,31,277	15,51,549
VII. Computer/peripherals	20.00	7,22,495	1,28,522		8,51,017	3,01,649	1,44,499	25,704		1,70,203	4,71,853	3,79,164	4,20,846
VIII. Electric Installations & Fittings													
IX. Library books	10.00	1,25,82,159	52,15,515		1,77,97,674	52,80,839	12,58,216	5,21,552		17,79,767	70,60,606	1,07,37,068	73,01,320
X. Tube wells & water supply													
XI. Other fixed assets													
a). Laboratory Equipments													
b). Audio Visual Equipments													
c). Computer Softwares													
d). Gymnasium Equipments													
e). Kitchen Equipments													
f). Sanitary Napkin Incinerator													
<b>A. Total of CURRENT YEAR</b>		<b>6,19,06,791</b>	<b>57,79,197</b>	<b>0</b>	<b>6,76,85,988</b>	<b>2,23,71,718</b>	<b>32,33,079</b>	<b>5,79,893</b>	<b>0</b>	<b>38,12,971</b>	<b>2,61,84,689</b>	<b>4,15,01,294</b>	<b>3,95,35,068</b>
PREVIOUS YEAR		6,13,27,742	5,79,049		6,19,06,791	1,91,38,639	31,32,239	1,00,841		32,33,080	2,23,71,718	3,95,35,068	4,21,89,099
XII. Capital Work-in-progress													
LESS: TRANSFER TO ASSETS													
B. NET WORK-IN-PROGRESS		0	0	0	0	0	0	0	0	0	0	0	0
<b>GRANT TOTAL (A+B)</b>		<b>6,19,06,791</b>	<b>57,79,197</b>	<b>0</b>	<b>6,76,85,988</b>	<b>2,23,71,718</b>	<b>32,33,079</b>	<b>5,79,893</b>	<b>0</b>	<b>38,12,970</b>	<b>2,61,84,689</b>	<b>4,15,01,294</b>	<b>3,95,35,068</b>

**SCHEDULE - 5A : INVESTMENTS**

(Amount-₹)

**Earmarked / Endowment Funds**

PARTICULARS	CURRENT YEAR 2016-17		PREVIOUS YEAR 2015-16	
1. In Central Government Securities				
2. In State Government Securities				
3. Other approved Securities				
4. Shares				
5. Debentures and Bonds				
6. Others (to be specified)				
<b>TOTAL</b>		<b>0</b>		<b>0</b>

**SCHEDULE - 6A : INVESTMENTS****Others**

PARTICULARS	CURRENT YEAR 2016-17		PREVIOUS YEAR 2015-16	
1. In Central Government Securities				
2. In State Government Securities				
3. Other approved Securities				
4. Shares				
5. DDE Investments	19,95,00,000		20,26,37,946	
6. DEE Maintenance Corpus Fund	34,69,16,472		36,58,23,652	
<b>TOTAL</b>		<b>54,64,16,472</b>		<b>56,84,61,598</b>

**SCHEDULE - 7A : CURRENT ASSETS**

(Amount-₹)

PARTICULARS	CURRENT YEAR 2016-17		PREVIOUS YEAR 2015-16	
<b>1. Stock:</b>				
a. Stores and Spares				
b. Loose Tools				
c. Publications				
d. Chemicals, consumables, glasswares, etc				
<b>2. Sundry Debtors:</b>				
a. Debts Outstanding for a period exceeding six months				
b. Others				
3. Cash balances in hand (including cheques/ drafts and imprest)				
4. Bank Balances				
a. With Scheduled Banks:				
- In Current Accounts				
- In Term Deposit Accounts				
- DDE A/C	24,80,02,587		14,96,24,872	
- DDE Maintenance Corupus A/C	9,95,27,109		5,21,90,346	
b. With non-Scheduled Banks: -In Current Accounts				
- In Current Accounts				
- In Term Deposit Accounts				
- In Savings Accounts				
<b>TOTAL</b>		<b>34,75,29,696</b>		<b>20,18,15,218</b>

**SCHEDULE - 8A : LOANS, ADVANCES & DEPOSITS**

(Amount-₹)

PARTICULARS	CURRENT YEAR 2016-17		PREVIOUS YEAR 2015-16	
1. Advances to employees: (Non-interest bearing)				
a. Salary				
b. Festival				
c. LTC				
d. Medical Advance				
e. Other (to be specified)				
2. Long Term Advances to employees: (Interest bearing)				
a. Vehicle loan				
b. Home loan				
3. Advances and other amounts recoverable in cash or in kind or for value to be received:				
a. On Capital Account				
b. to suppliers				
c. Others				
4. Prepaid Expenses				
a. Insurance				
b. Other expenses				
5. Deposits				
a. Deposit with CPWD				
Less: Transferred to Building		0		0
b. Electricity				
d) AICTE, if applicable				
e) MCI, if applicable				
f. Others (to be specified)				

(Amount-₹)

**SCHEDULE - 8A : LOANS, ADVANCES & DEPOSITS (Cont...)**

PARTICULARS	CURRENT YEAR 2016-17		PREVIOUS YEAR 2015-16	
6. Income Accrued:				
a. Interest Accrued (DDE)		45,64,945		23,38,884
b. Interest Accrued (DDE Maintenance Corupus Fund)		67,27,135		67,21,677
c. On Loans and Advances				
d. Others				
7. Standing & Temporary Advance		59,72,406		53,31,309
8. Other Receivables				
TDS to be received from Karnata Bank		16,918		
Telephone Advance				
c. Grants Recoverable				
d. Other receivables				
8. Claims Receivable				
<b>TOTAL</b>		<b>1,72,81,404</b>		<b>1,43,91,870</b>

**SCHEDULES FORMING PART OF INCOME & EXPENDITURE ACCOUNT**

**SCHEDULE -9A : ACADEMIC RECEIPTS**

(Amount-₹)

<b>PARTICULARS</b>	<b>CURRENT YEAR 2016-17</b>	<b>PREVIOUS YEAR 2015-16</b>
<b><u>Fee From Students</u></b>		
<b>Academic Fees</b>		
1. Tuition fee	2,07,91,273	2,52,81,082
2. Admission fee		
3. Enrolment Fee		
4. Library Admission fee		
5. Laboratory fee		
6. Art & Craft fee		
7. Registration fee		
8. Syllabus fee		
<b>Total (A)</b>	<b>2,07,91,273</b>	<b>2,52,81,082</b>
<b>Examination Fees</b>		
1. Admission test fee		
2. Annual Examination fee	3,05,04,810	2,75,00,636
3. Mark sheet, certificate fee	30,98,635	17,81,340
<b>Total (B)</b>	<b>3,36,03,445</b>	<b>2,92,81,976</b>



**SCHEDULE -9A : ACADEMIC RECEIPTS (Cont...)**

(Amount-₹)

<b>Other Fees</b>		
1. Identity card fee		
2. Fine/Miscellaneous fee	8,75,666	8,64,324
3. Medical fee		
4. Transportation fee		
5. Hostel fee		
6. Convocation Fee		
7. Inspection fee	60,000	0
8. Study Material	23,64,839	41,46,656
9. Twinning Programme	9,66,47,102	9,78,54,799
Add: Twinning Programme Dues paid for 16-17	2,93,57,363	2,45,29,812
Less: Twinning Programme Share Payable up to March 17	2,72,93,110	2,93,57,363
<b>Total (C)</b>	<b>10,20,11,860</b>	<b>9,80,38,228</b>
<b>Sale of Publications</b>		
1. Sale of Syallabus and Question Paper, etc		
2. Sale of prospectus including admission forms		
3. Student Aid Fund		
4. University Development Fund		
<b>Total (D)</b>	<b>0</b>	<b>0</b>
<b>Grand Total (A+B+C+D)</b>	<b>15,64,06,578</b>	<b>15,26,01,286</b>

**SCHEDULE - 10A : GRANTS & DONATIONS**

(Amount-₹)

<b>PARTICULARS</b>	<b>CURRENT YEAR 2016-17</b>	<b>PREVIOUS YEAR 2015-16</b>
1. Central Government		
a. UGC Grant In Aid - General (31) Recurring		
b. Ugc Grants-in-Aid Salary		
2. State Government(s)		
3. Government Agencies		
4. Institutions/Welfare Bodies		
5. International Organisations		
6. Others (Specify)		
<b>TOTAL</b>	<b>0</b>	<b>0</b>

**SCHEDULE - 11A : INCOME FROM INVESTMENT****Earmarked/Endowment Fund**

<b>PARTICULARS</b>	<b>CURRENT YEAR 2016-17</b>	<b>PREVIOUS YEAR 2015-16</b>
1. Interest		
a. On Govt. Securities		
b. Other Bonds/Debentures		
2. Income received		
a. Each Fund separately		
3. Income accrued		
a. Each Fund separately		
<b>TOTAL</b>	<b>0</b>	<b>0</b>
TRANSFERRED TO EARMARKED/ ENDOWMENT FUNDS		

**SCHEDULE - 12A : INTEREST EARNED****Others**

(Amount-₹)

PARTICULARS	CURRENT YEAR 2016-17	PREVIOUS YEAR 2015-16
1. Interest		
a. On Govt. Securities		
b. Other Bonds/Debentures		
2. Income received		
a. Each Fund separately		
3. Income accrued		
a. Each Fund separately		
4. Others (Specify)		
a. Bank Term Deposit		
<b>TOTAL</b>	<b>0</b>	<b>0</b>

**SCHEDULE - 13A : OTHER INCOME**

(Amount-₹)

<b>PARTICULARS</b>	<b>CURRENT YEAR 2016-17</b>	<b>PREVIOUS YEAR 2015-16</b>
<b>A. Income from Land &amp; Building</b>		
1. Hostel Room Rent		
2. License fee		
3. Hire Charges of Auditorium/Play ground/Convention Centre, etc		
4. Electricity & water charges		
5. Quarters Rent Collected from Project Occupants		
<b>Total - A</b>	<b>0</b>	<b>0</b>
<b>B. Sale of Institute's publications</b>	<b>0</b>	<b>0</b>
<b>C. Income from holding events</b>		
1. Gross Receipts from annual function/ sports carnival		
Less: Direct expenditure incurred on the annual function/ sports carnival		
2. Gross Receipts from fetes		
Less: Direct expenditure incurred on the fetes		
<b>Total - C</b>	<b>0</b>	<b>0</b>
<b>D. Interest on Term Deposits: DDE</b>		
1. With Scheduled Banks	1,15,56,746	1,82,60,617
Add: Accrued Interest for 16-17	45,64,945	23,38,884
Less: Accrued Interest for year 15-16	23,38,884	76,09,601
2. With Non-Scheduled Banks		
3. With Institutions		
<b>Total - D</b>	<b>1,37,82,807</b>	<b>1,29,89,900</b>

**SCHEDULE - 13A : OTHER INCOME (Cont.)**

(Amount - ₹)

<b>PARTICULARS</b>	<b>CURRENT YEAR 2016-17</b>	<b>PREVIOUS YEAR 2015-16</b>
<b>E. Interest on Savings Accounts:</b>		
1. With Scheduled Banks	5,98,450	4,71,131
2. With Non-Scheduled Banks		
3. With Institutions		
<b>Total - E</b>	<b>5,98,450</b>	<b>4,71,131</b>
<b>F. Interest On Loans:</b>		
1. Employees/Staff		
<b>Total - F</b>	<b>0</b>	
<b>G. Interest on Debtors and Other Receivables</b>	<b>0</b>	
<b>H. Others</b>		
1. Income from consultancy		
2. RTI fees		
3. Income from Royalty		
4. Sale of application form (recruitment)		
5. Misc. receipts (Sale of tender form, waste paper, etc.)		
<b>Total - H</b>	<b>0</b>	<b>0</b>
<b>GRAND TOTAL (A+B+C+D+E+F+G+H)</b>	<b>1,43,81,257</b>	<b>1,34,61,031</b>

**SCHEDULE - 14A : PRIOR PERIOD INCOME**

<b>PARTICULARS</b>	<b>CURRENT YEAR 2016-17</b>	<b>PREVIOUS YEAR 2015-16</b>
1. Academic Receipts		
2. Income from Investments		
<b>TOTAL</b>	<b>0</b>	

**SCHEDULE - 15A : STAFF PAYMENTS AND BENEFITS**

(Amount-₹)

<b>PARTICULARS</b>	<b>CURRENT YEAR 2016-17</b>	<b>PREVIOUS YEAR 2015-16</b>
1. Salaries and Wages	2,73,14,777	2,77,56,477
Add: March 2017 Salary paid in April 2017	26,79,519	23,20,148
Less: March 2016 Salary paid in April 2016	23,20,148	21,48,679
2. Allowances and Bonus	2,86,682	93,258
3. Contribution to Provident Fund		
4. Contribution to Other Fund (specify) -NPS		
5. Staff Welfare Expenses		
6. Retirement and Terminal Benefits		
7. LTC facility		
8. Medical facility		
9. Children Education Allowance		
10. Honorarium	34,73,581	55,96,982
11. TA/ DA Expenses	10,17,339	12,37,346
12. Others (specify)		
a. Tuition Fee Reimbursement		
b. Leave Salary Contribution		
c. Joining Time Payment		
d. Other Establishment Expenses		
e. Recruitment Expenses		
f. Selection Committee Exp		
g. Training and Capacity Building		
<b>TOTAL</b>	<b>3,24,51,750</b>	<b>3,48,55,532</b>

**SCHEDULE - 16A : ACADEMIC EXPENSES**

(Amount-₹)

<b>PARTICULARS</b>	<b>CURRENT YEAR 2016-17</b>	<b>PREVIOUS YEAR 2015-16</b>
1. Laboratory Expenses		
2. Field work/ participation		
3. Seminar / Workshop		
4. Payment to visiting faculty		
5. Examination	14,38,269	14,84,800
6. Student Welfare Expenses		
7. Common Entrance Examination Expenses		
8. Admission Expenses		
9. Convocation Expenses		
10. Publications Printing of Study Material		
11. Stipend/means-cum-merit scholarship		
12. Subscription Expenses		
13. Others (Conduct of PCPS)	11,96,822	15,89,823
14. Sports Consumables		
15. Cultural & Social Activities Expenses		
16. Community College Expenses		
17. Other Academic Expenses		
18. Miscellaneous Expenses		
19. Printing & Processing (Exam)	88,200	7,44,077
20. Printing & Processing (Others)	34,42,704	91,79,259
<b>TOTAL</b>	<b>61,65,995</b>	<b>1,29,97,959</b>

**SCHEDULE - 17A : ADMINISTRATIVE & GENERAL EXPENSES**

(Amount-₹)

<b>PARTICULARS</b>	<b>CURRENT YEAR 2016-17</b>	<b>PREVIOUS YEAR 2015-16</b>
1. Electricity and Power		
2. Water charges		
3. Insurance		
4. Rent, Rates & Taxes (Including property tax)		
5. Postage & telegrams	11,52,882	15,64,934
6. Telephone & Internet Charges		
7. Printing & Stationery	1,77,536	4,17,784
8. Travel & Conveyance Expenses		
9. Contingencies	3,78,174	2,99,210
10. Hospitality		
11. Audit Expenses		
12. Auditors Remunerations		
13. Professional Charges		
14. Advertisement & Publicity	78,00,934	55,19,573
15. Magazines & Journals		
16. Others (Specify)		
a. Broadband Line Shifting Charges		
b. Security Expenses		
c. Meeting / Conference Expenses		
d. KV Expenses		
<b>TOTAL</b>	<b>95,09,526</b>	<b>78,01,501</b>



**SCHEDULE - 18A : TRANSPORTATION EXPENSES**

(Amount-₹)

<b>PARTICULARS</b>	<b>CURRENT YEAR 2016-17</b>	<b>PREVIOUS YEAR 2015-16</b>
1. Vehicles (Owned by Educational Institutions)		
a. Running Expenses	1,78,717	52,547
b. Repairs & Maintenance		
2. Vehicle taken on rent / lease		
3. Rent / Lease Expenses		
<b>TOTAL</b>	<b>1,78,717</b>	<b>52,547</b>

**SCHEDULE - 19A : REPAIRS & MAINTENANCE**

<b>PARTICULARS</b>	<b>CURRENT YEAR 2016-17</b>	<b>PREVIOUS YEAR 2015-16</b>
1. Building		
2. Furniture & Fixtures		
3. Plan & Machinery		
4. Office Equipments	1,97,143	
5. Cleaning Materials & Services		
6. Others (Specify)		
a. Computer Repaires & Maintenance	1,82,724	1,74,162
b. Maintanance of Hostel		
c. Campus Beautification(AMC for Garden Development)	2,06,965	1,04,777
d. Generator Maintenance		
e. Office Maintenance		
f. Repairs & Maintanence		1,52,193
<b>TOTAL</b>	<b>5,86,832</b>	<b>4,31,132</b>

**SCHEDULE - 20A : FINANCE COST**

(Amount-₹)

<b>PARTICULARS</b>	<b>CURRENT YEAR 2016-17</b>	<b>PREVIOUS YEAR 2015-16</b>
Interest on Fixed loans		
Interest on Other loans		
1. Interest on fixed loans		
2. Interest on other loans		
<b>TOTAL</b>	<b>0</b>	<b>0</b>

**SCHEDULE - 21A : OTHER EXPENSES**

<b>PARTICULARS</b>	<b>CURRENT YEAR 2016-17</b>	<b>PREVIOUS YEAR 2015-16</b>
a. Provision for Bad & Doubtful debts		
b. Depreciation	38,12,970	32,33,080
c. Rounding Off Exp		
<b>TOTAL</b>	<b>38,12,970</b>	<b>32,33,080</b>

**SCHEDULE - 21A : PRIOR PERIOD EXPENSES**

<b>PARTICULARS</b>	<b>CURRENT YEAR 2016-17</b>	<b>PREVIOUS YEAR 2015-16</b>
1. Academic Receipts		
2. Income from Investments	0	0
3. Interest Earned		
<b>TOTAL</b>	<b>0</b>	<b>0</b>

**PONDICHERY UNIVERSITY****COMMUNITY COLLEGE****SCHEDULES FORMING PART OF BALANCE SHEET AS AT 31<sup>ST</sup> MARCH 2017****SCHEDULE - 1B : CORPUS / CAPITAL FUND**

(Amount-₹)

<b>PARTICULARS</b>	<b>CURRENT YEAR 2016-17</b>		<b>PREVIOUS YEAR 2015-16</b>	
Balance as at the beginning of the year	3,33,73,365		2,94,25,100	
Add: Received from DDE Fund				
less: Excess of Expenditure over Income	11,29,634		39,48,265	
<b>BALANCE AT THE YEAR-END</b>		<b>3,22,43,731</b>		<b>3,33,73,365</b>
<b>PUCC Student Welfare Fund</b>				
Balance as at the beginning of the year	14,50,233		13,74,192	
Add: Receipt During Year	78,500		46,400	
Add: Interest	0	<b>15,28,733</b>	29,641	<b>14,50,233</b>
<b>Alumini Assocation Fund - Opening Balance</b>	48,600		29,800	
Add: Current year	33,900	<b>82,500</b>	18,800	<b>48,600</b>
<b>Infrastrucutre Fund - Opening Balance</b>	5,41,050		2,75,000	
Add : cuurent Year	5,10,950	<b>10,52,000</b>	2,66,050	<b>5,41,050</b>
<b>Library Fund - Opening Balance</b>	3,10,864		1,66,143	
Add: Current Year	2,37,132	<b>5,47,996</b>	1,44,721	<b>3,10,864</b>
<b>BALANCE AT THE YEAR-END</b>		<b>32,11,229</b>		<b>23,50,747</b>
<b>TOTAL 1B</b>		<b>3,54,54,960</b>		<b>3,57,24,112</b>
<b>SCHEDULE - 2B : DESINGNATED/ EARMARKED FUND</b>		<b>NIL</b>		<b>NIL</b>

**SCHEDULE - 3B : CURRENT LIABILITIES & PROVISIONS**

(Amount-₹)

PARTICULARS	CURRENT YEAR 2016-17		PREVIOUS YEAR 2015-16	
<b>A. Current Liabilities</b>				
Caution Deposits opening balance	22,69,182		18,58,199	0
Add. Deposit From Student	2,62,700		4,10,983	
Less:Refund	0	25,31,882	0	22,69,182
3a. Advances Received				
4. Interest Accrued but not due on:				
a. Secured Loans / Borrowings				
b. UnSecured Loans / Borrowings				
5. Statutory Liabilities (GPF,TDS,WC Tax, CPF,GIS, NPS)				
a. Overdue				
b. Others				
6. Other Current Liabilities				
a. March 2016 salary paid in April 2016		8,81,375		8,58,405
b. Receipts against sponsored Projects				
c. Receipts against sponsored fellowship & scholarships				
d. Unutilised grants				
e. Grants in Advance				
f.Twinning Programme share payable up to March 2017				
g.Endowment fee				
h.Less: Endowment fee Refund				
<b>Total of (A)</b>		<b>34,13,257</b>		<b>31,27,587</b>
<b>B. Provisions</b>				
1. For Taxation				
2. Gratuity				
3. Super Anuation / Pension				
4. Accumulated Leave Encashment				
<b>Total of (B)</b>				
<b>Total of (A) + (B)</b>		<b>34,13,257</b>		<b>31,27,587</b>

**SCHEDULE 4B - FIXED ASSETS (FY 2014-15)**

(Amount - ₹)

DESCRIPTION  COMMUNITY COLLEGE	Rate	GROSS BLOCK				DEPRECIATION						NET BLOCK	
		Cost/ Valuation as at beginning of the year	Additions during the year	Deductions during the year	Cost/ Valuation at the year end	As at the beginning of the year	Depreciation on Opening Balance	On Additions during the year	On Deductions during the year	Total Depreciation	Total up to the year end	As at the current year end	As at the previous year end
1	2	3	4	5	6	7	8	9	10	11	12	13	14
I. Land:					(3+4-5)					(8+9-10)	(7+11)	(6-12)	
a) Freehold*						0				0	0	0	0
b) Leasehold													
II. Buildings:													
a) On Freehold Land	2.00	1,46,65,645			1,46,65,645	28,46,048	2,93,313			2,93,313	31,39,361	1,15,26,284	1,18,19,597
b) On Leasehold Land													
c) Ownership Flats/ Premises													
d) Superstructures on Land not belonging to educational institutions													
III. Plants, machinery & equipment													
IV. Vehicle	10.00	8,09,668			8,09,668	5,71,824	80,967			80,967	6,52,791	1,56,877	2,37,844
V. Furniture & Fixtures	7.50	60,91,672	3,41,622		64,33,294	27,58,047	4,56,875	25,622		4,82,497	32,40,544	31,92,750	33,33,625
VI. Office Equipment	7.50	1,56,36,719	3,13,042		1,59,49,761	86,16,406	11,72,754	23,478		11,96,232	98,12,638	61,37,123	70,20,313
VII. Computer/peripherals	20.00	21,42,026			21,42,026	20,27,629	1,14,397			1,14,397	21,42,026	0	1,14,397
VIII. Electric Installations & Fittings													
IX. Library books	10.00	15,15,845	1,69,023		16,84,868	15,15,845	0	16,902		16,902	15,32,748	1,52,120	0
X. Tube wells & water supply													
XI. Other fixed assets													
a). Laboratory Equipments													
b). Audio Visual Equipments													
c). Computer Softwares													
d). Gymnasium Equipments													
e). Kitchen Equipments													
f). Sanitary Napkin Incinerator													
<b>A. Total of CURRENT YEAR</b>		<b>4,08,61,575</b>	<b>8,23,687</b>	<b>0</b>	<b>4,16,85,262</b>	<b>1,83,35,800</b>	<b>21,18,306</b>	<b>66,002</b>	<b>0</b>	<b>21,84,301</b>	<b>2,05,20,108</b>	<b>2,11,65,154</b>	<b>2,25,25,768</b>
PREVIOUS YEAR		3,74,69,948	33,91,627		4,08,61,575	1,57,88,199	22,23,876	3,23,724		25,47,601	1,83,35,800	2,25,25,768	2,16,81,746
XII. Capital Work-in-progress													
LESS: TRANSFER TO ASSETS													
<b>B. NET WORK-IN-PROGRESS</b>		<b>0</b>	<b>0</b>	<b>0</b>	<b>0</b>	<b>0</b>	<b>0</b>	<b>0</b>	<b>0</b>	<b>0</b>	<b>0</b>	<b>0</b>	<b>0</b>
<b>GRANT TOTAL (A+B)</b>		<b>4,08,61,575</b>	<b>8,23,687</b>	<b>0</b>	<b>4,16,85,262</b>	<b>1,83,35,800</b>	<b>21,18,306</b>	<b>66,002</b>	<b>0</b>	<b>21,84,301</b>	<b>2,05,20,108</b>	<b>2,11,65,154</b>	<b>2,25,25,768</b>

**SCHEDULE - 5B : INVESTMENTS****Earmarked / Endowment Funds**

(Amount-₹)

PARTICULARS	CURRENT YEAR 2016-17		PREVIOUS YEAR 2015-16	
1. In Central Government Securities				
2. In State Government Securities				
3. Other approved Securities				
4. Shares				
5. Debentures and Bonds				
6. Others (to be specified)				
<b>TOTAL</b>		<b>0</b>		<b>0</b>

**SCHEDULE - 6B : INVESTMENTS - Others**

PARTICULARS	CURRENT YEAR 2016-17		PREVIOUS YEAR 2015-16	
1. In Central Government Securities				
2. In State Government Securities				
3. Other approved Securities				
4. Shares				
5. Investments		0		0
6. DEE Maintenance Corpus Fund		0		0
<b>TOTAL</b>		<b>0</b>		<b>0</b>

**SCHEDULE - 7B : CURRENT ASSETS**

(Amount-₹)

PARTICULARS	CURRENT YEAR 2016-17		PREVIOUS YEAR 2015-16	
<b>1. Stock:</b>				
a. Stores and Spares				
b. Loose Tools				
c. Publications				
d. Chemicals, consumables, glasswares, etc				
<b>2. Sundry Debtors:</b>				
a. Debts Outstanding for a period exceeding six months				
b. Others				
3. Cash balances in hand (including cheques/ drafts and imprest)				
4. Bank Balances				
a. With Scheduled Banks:				
- In Current Accounts				
- In Term Deposit Accounts				
- Pucc Account	1,49,17,766		1,45,83,323	
- Pucc Student Welfare Fund Account	7,94,413	1,57,12,179	7,63,333	1,53,46,656
b. With non-Scheduled Banks: -In Current Accounts				
- In Current Accounts				
- In Term Deposit Accounts				
- In Savings Accounts				
<b>TOTAL</b>		<b>1,57,12,179</b>		<b>1,53,46,656</b>

**SCHEDULE - 8B : LOANS, ADVANCES & DEPOSITS**

(Amount-₹)

PARTICULARS	CURRENT YEAR 2016-17		PREVIOUS YEAR 2015-16	
1. Advances to employees: (Non-interest bearing)				
a. Salary				
b. Festival		47,400		1,08,000
c. LTC				
d. Medical Advance				
e. Other (to be specified)				
2. Long Term Advances to employees: (Interest bearing)				
a. Vehicle loan				
b. Home loan				
3. Advances and other amounts recoverable in cash or in kind or for value to be received:				
a. On Capital Account				
b. to suppliers				
c. Others				
4. Prepaid Expenses				
a. Insurance				
b. Other expenses				
5. Deposits				
b. Deposit with CPWD	0			
Less: Transferred to Building	0	0		0
c. Electricity				
d) AICTE, if applicable				
e) MCI, if applicable				
f. Others (to be specified)				



**SCHEDULE - 8B : LOANS, ADVANCES & DEPOSITS (Cont...)**

(Amount-₹)

<b>PARTICULARS</b>	<b>CURRENT YEAR 2016-17</b>		<b>PREVIOUS YEAR 2015-16</b>	
6. Income Accrued:				
a. Interest Accrued PUCC Fund		0		
b. On Loans and Advances				
c. Others				
7. Standing & Temporary Advance		7,45,209		1,49,200
8. Other Receivables				
c. Outstanding fees receivables for 2016-17		11,98,275		7,22,075
Telephone Advance				
c.Grants Recoverable				
d.Other receivables				
9. Claims Receivable				
<b>TOTAL</b>		<b>19,90,884</b>		<b>9,79,275</b>

## SCHEDULES FORMING PART OF INCOME & EXPENDITURE ACCOUNT

### SCHEDULE -9B : ACADEMIC RECEIPTS

(Amount ₹)

PARTICULARS	CURRENT YEAR 2016-17	PREVIOUS YEAR 2015-16
<b>Fee From Students</b>		
<b>Academic Fees</b>		
1. Tuition fee	1,36,21,182	1,15,13,411
Add: Outstanding fee for 2016-17	11,98,275	7,22,075
Less: Outstanding fee for 2015-16	7,22,075	9,24,983
2. Admission fee		
3. Enrolment fee		
4. Library Admission fee		
5. Laboratory fee	32,80,004	9,90,683
6. Sports fee	1,14,401	60,900
7. Registration fee	19,564	7,530
8. Recognition fee	25,646	13,342
<b>Total (A)</b>	<b>1,75,36,997</b>	<b>1,23,82,958</b>
<b>Examination Fees</b>		
1. Admission test fee		
2. Annual Examination fee	41,130	75,320
3. Mark sheet, certificate fee		
<b>Total (B)</b>	<b>41,130</b>	<b>75,320</b>

**SCHEDULE - 9B : ACADEMIC RECEIPTS (Cont.)**

(Amount-₹)

<b>PARTICULARS</b>	<b>CURRENT YEAR 2016-17</b>	<b>PREVIOUS YEAR 2015-16</b>
<b>Other Fees</b>		
1. Identity card fee		16,900
2. Fine/Miscellaneous fee	20,06,419	32,87,671
3. Medical fee		
4. Transportation fee		
5. Penalty fee		50,940
6. Convocation Fee		
7. Matric fee		3,366
8. Study Material		
9. Twinning Programme		
Add: Twinning Programme Dues paid for 14-15		
Less: Twinning Programme Share Payable up to March 14		
<b>Total (C)</b>	<b>20,06,419</b>	<b>33,58,877</b>
<b>Sale of Publications</b>		
1. Sale of Syallabus and Question Paper, etc		
2. Sale of prospectus including admission forms	1,94,160	1,31,921
3. Student Aid Fund		
4. University Development Fund		
<b>Total (D)</b>	<b>1,94,160</b>	<b>1,31,921</b>
<b>Grand Total (A+B+C+D)</b>	<b>1,97,78,706</b>	<b>1,59,49,076</b>

**SCHEDULE - 10B : GRANTS & DONATIONS**

(Amount-₹)

<b>PARTICULARS</b>	<b>CURRENT YEAR 2016-17</b>	<b>PREVIOUS YEAR 2015-16</b>
1. Central Government		
a. UGC Grant In Aid - Recurring (Pondy & Mahe)		1,05,00,000
b. Ugc Grants-in-Aid Salary		
2. State Government(s)		
3. Government Agencies		
4. Institutions/Welfare Bodies		
5. International Organisations		
6. Others (specify)		
<b>TOTAL</b>	<b>0</b>	<b>1,05,00,000</b>

**SCHEDULE - 11B : INCOME FROM INVESTMENTS****(D). Investment from Earmarked/Endowment Fund**

<b>PARTICULARS</b>	<b>CURRENT YEAR 2016-17</b>	<b>PREVIOUS YEAR 2015-16</b>
1. Interest		
a. On Govt. Securities		
b. Other Bonds/Debentures		
2. Income received		
a. Each Fund separately		
3. Income accrued		
a. Each Fund separately		
4. Others (Specify)		
a. Interest on Term Deposit		
<b>TOTAL</b>	<b>0</b>	<b>0</b>

**SCHEDULE - 12B : INTEREST EARNED**

(Amount-₹)

<b>PARTICULARS</b>	<b>CURRENT YEAR 2016-17</b>	<b>PREVIOUS YEAR 2015-16</b>
1. Interest		
a. On Govt. Securities		
b. Other Bonds/Debentures		
2. Income received		
a. Each Fund separately		
3. Income accrued		
a. Each Fund separately		
4. Others (Specify)		
a. Bank Term Deposit		
<b>TOTAL</b>	<b>0</b>	<b>0</b>

**SCHEDULE - 13B : OTHER INCOME**

<b>PARTICULARS</b>	<b>CURRENT YEAR 2016-17</b>	<b>PREVIOUS YEAR 2015-16</b>
<b>A. Income from Land &amp; Building</b>		
1. Hostel Room Rent		
2. License fee		
3. Hire Charges of Auditorium/Play ground/Convention Centre, etc		
4. Electricity & water charges		
5. Quarters Rent Collected from Project Occupants		
<b>Total A</b>	<b>0</b>	<b>0</b>

**SCHEDULE - 13B : OTHER INCOME (Cont.)**

(Amount-₹)

<b>PARTICULARS</b>	<b>CURRENT YEAR 2016-17</b>	<b>PREVIOUS YEAR 2015-16</b>
<b>B. Sale of Institute's publications</b>	<b>0</b>	<b>0</b>
<b>C. Income from holding events</b>		
1. Gross Receipts from annual function/ sports carnival		
Less: Direct expenditure incurred on the annual function/ sports carnival		
2. Gross Receipts from fetes		
Less: Direct expenditure incurred on the fetes		
3. Gross Receipts for educational tours		
Less: Direct expenditure incurred on the tours		
4. Others (to be specified and separately disclosed)		
<b>Total C</b>	<b>0</b>	<b>0</b>
<b>PARTICULARS</b>	<b>CURRENT YEAR 2016-17</b>	<b>PREVIOUS YEAR 2015-16</b>
<b>D. Interest on Term Deposits:</b>		
1. With Scheduled Banks	0	0
Add: Accrued Intrest 15-16	0	
Less: accrued for year 14-15	0	
2. With Non-Scheduled Banks		
3. With Institutions		
<b>Total D</b>	<b>0</b>	<b>0</b>
<b>E. Interest on Savings Accounts:</b>		
1. With Scheduled Banks (CC & B.Voc)	4,37,485	2,12,393
2. With Non-Scheduled Banks		
3. With Institutions		
<b>Total E</b>	<b>4,37,485</b>	<b>2,12,393</b>

**SCHEDULE - 13B : OTHER INCOME (Cont.)**

(Amount-₹)

<b>PARTICULARS</b>	<b>CURRENT YEAR 2016-17</b>	<b>PREVIOUS YEAR 2015-16</b>
<b>F. Interest On Loans:</b>		
1. Employees/Staff		
<b>Total F</b>	<b>0</b>	<b>0</b>
<b>G. Interest on Debtors and Other Receivables</b>	<b>0</b>	<b>0</b>
<b>H. Others</b>		
1. Income from consultancy		
2. RTI fees		
3. Income from Royalty		
4. Sale of application form (recruitment)		
5. Misc. receipts (Sale of tender form, waste paper, etc.)		0
6. Profit on Sale/disposal of Assets:		
a. Owned assets		
b. Assets acquired out of grants, or received free of cost		
<b>Total H</b>	<b>0</b>	<b>0</b>
<b>GRAND TOTAL (A+B+C+D+E+F+G+H)</b>	<b>4,37,485</b>	<b>2,12,393</b>

**SCHEDULE - 14B : PRIOR PERIOD INCOME**

<b>PARTICULARS</b>	<b>CURRENT YEAR 2016-17</b>	<b>PREVIOUS YEAR 2015-16</b>
1. Academic Receipts		
2. Income from Investments		
<b>TOTAL</b>	<b>0</b>	<b>0</b>

**SCHEDULE - 15B : STAFF PAYMENTS AND BENEFITS**

(Amount-₹)

<b>PARTICULARS</b>	<b>CURRENT YEAR 2016-17</b>	<b>PREVIOUS YEAR 2015-16</b>
1. Salaries and Wages	1,31,99,715	1,30,48,625
Add: March 2017 Salary paid in April 2017	8,81,375	8,58,405
Less: March 2016 Salary paid in April 2016	8,58,405	3,51,675
2. Allowances and Bonus		44,902
3. Contribution to Provident Fund		
4. Contribution to Other Fund (specify) -NPS		
5. Staff Welfare Expenses		
6. Retirement and Terminal Benefits		
7. LTC facility		
8. Medical facility		
9. Children Education Allowance		
10. Honorarium	31,03,700	38,13,835
11. TA/ DA Expenses	79,380	4,78,627
a. Tuition Fee Reimbursement		
b. Leave Salary Contribution		
c. Joining Time Payment		
d. Other Establishment Expenses		
e. Recruitment Expenses		
f. Selection Committee Exp		
g. Training and Capacity Building		
h. Transfer Travelling Allowance		
<b>TOTAL</b>	<b>1,64,05,765</b>	<b>1,78,92,719</b>



**SCHEDULE - 16B : ACADEMIC EXPENSES**

(Amount-₹)

<b>PARTICULARS</b>	<b>CURRENT YEAR 2016-17</b>	<b>PREVIOUS YEAR 2015-16</b>
1. Laboratory Expenses		
2. Field work/ participation		
3. Seminar / Workshop		
4. Payment to visiting faculty		
5. Examination	0	0
6. Scholarship to Students	4,45,000	61,000
7. Common Entrance Examination Expenses-2013		
8. Admission Expenses		
9. Convocation Expenses		
10. Publications Printing of Study Material		
11. Stipend/means-cum-merit scholarship		
12. Subscription Expenses		
13. Others (Conduct of PCPS)		
14. Sports Consumables		1,06,315
15. Cultural & Social Activities Expenses		
16. Community College Expenses		
17. Chemicals	60,652	43,305
18. Miscellaneous Expenses		
20. Printing & Processing (Others)	1,22,493	0
<b>TOTAL</b>	<b>6,28,145</b>	<b>2,10,620</b>

**SCHEDULE - 17B : ADMINISTRATIVE & GENERAL EXPENSES**

(Amount-₹)

<b>PARTICULARS</b>	<b>CURRENT YEAR 2016-17</b>	<b>PREVIOUS YEAR 2015-16</b>
1. Electricity and Power	3,85,308	3,47,345
2. Water charges		
3. Insurance		
4. Rent, Rates & Taxes (Including property tax)		
5. Postage & telegrams	3,530	5,000
6. Printing & Stationery	1,46,575	68,060
7. Telephone & Internet Charges	1,29,328	1,80,983
8. CPF Matching Contribution		
9. Contingencies	7,02,207	7,02,623
10. Hospitality		
11. Audit Expenses		
12. Auditors Remunerations		
13. Professional Charges		
14. Advertisement & Publicity	3,38,644	2,16,972
15. Magazines & Journals		
16. Others		
a. Scholarship		
b. Security Expenses		
c. Meeting / Conference Expenses		
d. KV Expenses		
e. Gender Sensitisation		
f. Miscellaneous Office Expenses		
<b>TOTAL</b>	<b>17,05,592</b>	<b>15,20,983</b>

**SCHEDULE - 18B : TRANSPORTATION EXPENSES**

<b>PARTICULARS</b>	<b>CURRENT YEAR 2016-17</b>	<b>PREVIOUS YEAR 2015-16</b>
1. Vehicles (Owned by Educational Institutions)		
a. Running Expenses	1,61,162	99,769
b. Repairs & Maintenance		
c. Insurance Expenses		
2. Vehicle taken on rent / lease		
3. Rent / Lease Expenses		
<b>TOTAL</b>	<b>1,61,162</b>	<b>99,769</b>

**SCHEDULE - 19B : REPAIRS & MAINTENANCE**

<b>PARTICULARS</b>	<b>CURRENT YEAR 2016-17</b>	<b>PREVIOUS YEAR 2015-16</b>
1. Building		
2. Furniture & Fixtures		
3. Plan & Machinery		
4. Office Equipments	2,60,860	1,64,815
5. Cleaning Materials & Services		
6. Others (Specify)		
a. Estate Maintenance		2,76,697
b. Maintenance of Hostel		
c. Campus Beautification(AMC for Garden Development)		0
d. Generator Maintenance		
<b>TOTAL</b>	<b>2,60,860</b>	<b>4,41,512</b>

**SCHEDULE - 20B : FINANCE COST**

(Amount-₹)

<b>PARTICULARS</b>	<b>CURRENT YEAR 2016-17</b>	<b>PREVIOUS YEAR 2015-16</b>
Interest on Fixed loans		
Interest on Other loans		
1. Interest on fixed loans		
2. Interest on other loans		
<b>TOTAL</b>	<b>0</b>	<b>0</b>

**SCHEDULE - 21B : OTHER EXPENSES**

<b>PARTICULARS</b>	<b>CURRENT YEAR 2016-17</b>	<b>PREVIOUS YEAR 2015-16</b>
a. Provision for Bad & Doubtful debts / advances		
b. Depreciation	21,84,301	25,47,601
c. Rounding Off Exp		
<b>TOTAL</b>	<b>21,84,301</b>	<b>25,47,601</b>

**SCHEDULE - 22B : PERIOR PERIOD EXPENSES**

<b>PARTICULARS</b>	<b>CURRENT YEAR 2016-17</b>	<b>PREVIOUS YEAR 2015-16</b>
1. Academic Receipts		
2. Income from Investments		
3. Interest Earned		
4. Other Income		
<b>TOTAL</b>	<b>0</b>	<b>0</b>


## PONDICHERY UNIVERSITY


### GPF & CPF A/C

#### BALANCE SHEET AS AT 31<sup>ST</sup> MARCH 2017

(Amount-₹)

Amount 31/Mar/17	Liabilities	Amount 31/Mar/17	Assets	Amount 31/Mar/17
	<b>GPF:</b>		<b>Investment</b>	
	Opening Balance	23,69,32,351	GPF	17,80,22,815
	Less: Subscription for March 2016	49,86,787	CPF	5,29,25,776
	Add: Subscriptions in the year	5,20,53,631		<b>23,09,48,591</b>
	Add: Subscription for March 2017	52,16,762	<b>Int. Accrued as on 31/03/2017:</b>	
	Add: Recovery	1,04,49,430	GPF	3,88,04,876
	Add: Interest Credit	1,38,11,582	CPF	1,23,41,404
	Less: Advance / Withdrawal	5,98,40,622		<b>5,11,46,280</b>
	Closing Balance	25,36,36,348	<b>Subscription Due for March 2017:</b>	
			GPF	52,16,762
			CPF	6,52,300
				<b>58,69,062</b>
	<b>CPF:</b>			
	Opening Balance	6,31,55,441		
	Less: Subscription for March 2016	6,10,639		
	Add: Subscriptions in the year	6,52,300		
	Add: Subscription for March 2017	56,69,465		
	Add: Recovery	21,11,202		
	Add: Interest Credited	27,50,585		
	Less: Advance / Withdrawal	79,61,714		
	Closing Balance	6,57,66,640		
	<b>University Contribution (CPF)</b>			
	Opening Balance	1,55,12,855		
	Add: Subscriptions in the year	53,52,780		
	Add: Interest Credited	25,66,674	2,34,32,309	
	<b>Interest Reserve:</b>		<b>Cash at Bank</b>	
	Opening Balance	1,24,91,497	GPF	5,27,75,690
	Excess of Income Over Expenditure	1,56,78,547	CPF	3,02,65,718
				8,30,41,408
	<b>TOTAL &gt;&gt;&gt;</b>	<b>37,10,05,341</b>	<b>TOTAL &gt;&gt;&gt;</b>	<b>37,10,05,341</b>

  
**Prof. MALABIKA DEO**  
 FINANCE OFFICER (i/c)  
 PONDICHERY UNIVERSITY

  
**Prof. GURMEET SINGH**  
 VICE-CHANCELLOR  
 PONDICHERY UNIVERSITY


## PONDICHERY UNIVERSITY


### GPF & CPF A/C

#### INCOME & EXPENDITURE ACCOUNT FOR THE YEAR ENDED 31<sup>ST</sup> MARCH 2017

(Amount-₹)

Amount 31/Mar/17	EXPENDITURE		Amount 31/Mar/17	INCOME		Amount 31/Mar/17
	<b>Interest Credited to:</b>			<b>Interest earned on Investment:</b>		
				GPF	1,38,11,582	
	GPF Account	1,38,11,582		CPF	53,17,259	
					<b>1,91,28,841</b>	
				Add: Interest Accrued on 03/17:		
	CPF Account	27,50,585		GPF	3,88,04,876	
				CPF	1,23,41,404	
					<b>5,11,46,280</b>	
	Universtiy Contribution (CPF)	25,66,674	1,91,28,841	Less: Interest Accrued for March 16:		
				GPF	2,85,57,381	
	Excess of Income Over Expenditure	1,56,78,547	1,56,78,547	CPF	69,10,352	
					<b>3,54,67,733</b>	<b>3,48,07,388</b>
	<b>TOTAL &gt;&gt;&gt;</b>		<b>3,48,07,388</b>	<b>TOTAL &gt;&gt;&gt;</b>		<b>3,48,07,388</b>

  
**Prof. MALABIKA DEO**  
 FINANCE OFFICER (i/c)  
 PONDICHERY UNIVERSITY

  
**Prof. GURMEET SINGH**  
 VICE-CHANCELLOR  
 PONDICHERY UNIVERSITY

**PONDICHERY UNIVERSITY****GPF & CPF A/C**

(Amount-₹)


**RECEIPT AND PAYMENT ACCOUNT FOR THE FINANCIAL YEAR 2016-2017**


RECEIPT	₹		PAYMENT	₹	
<b>OPENING BALANCE:</b>					
<b>Cash at Bank</b>					
GPF	3,69,19,309				
CPF	1,98,37,559	5,67,56,868			
<b>Investments</b>					
GPF	17,74,05,174				
CPF	5,28,64,943	23,02,70,117			
G.P.F. Subscription		5,20,53,631	G.P.F. Advance		1,21,23,033
GPF Advance Recovery		1,04,49,430	G.P.F. Part Final Withdrawl		3,37,60,390
Interest earned on Investments (GPF)		1,38,11,582	G.P.F. Final Withdrawl		1,39,57,199
C.P.F. Subscription		56,69,465	C.P.F. Advance		36,52,898
C.P.F. Recovery		21,11,202	C.P.F. Final -Withdrawal		43,08,816
C.P.F. Matching Contribution		53,52,780			
C.P.F. Interest on Investments		53,17,259			
			<b>CLOSING BALANCE</b>		
			<b>Cash at Bank</b>		
			GPF	5,27,75,690	
			CPF	3,02,65,718	8,30,41,408
			<b>Investments</b>		
			GPF	17,80,22,815	
			CPF	5,29,25,776	23,09,48,591
<b>TOTAL &gt;&gt;&gt;</b>		<b>38,17,92,334</b>	<b>TOTAL &gt;&gt;&gt;</b>		<b>38,17,92,334</b>

**PONDICHERY UNIVERSITY****NPS TIER - 1 ACCOUNT****BALANCE SHEET AS AT 31<sup>ST</sup> MARCH 2017**

(Amount-₹)

Amount 31/Mar/17	Liabilities	Amount 31/Mar/17	Assets	Amount 31/Mar/17
	<b>NPS Tier - 1 Account</b>		<b>NPS Tier - 1 Account</b>	
	Opening Balance	2,55,71,147	Subscriptions for March 2017	20,73,311
	Less: Subscription for March 2016	37,48,510	University Contribution for March 2017	20,73,311
	Add: Subscriptions in the year	13,87,500		
	University Contribution in the year	13,87,500	Investment	1,75,00,000
	Interest Credited	1,42,385		
	Less: Transfer to NSDL		Int. Accrued but not due	6,23,904
	NPS REFUND			
	Add: Subscriptions for March 2017	20,73,311		
	University Contribution for March 2017	20,73,311	2,88,86,644	
	Excess of Income Over Expenditure		8,83,737	
			<b>Bank Balance</b>	<b>74,99,855</b>
	<b>TOTAL &gt;&gt;&gt;</b>	<b>2,97,70,381</b>	<b>TOTAL &gt;&gt;&gt;</b>	<b>2,97,70,381</b>

  
**Prof. MALABIKA DEO**  
 FINANCE OFFICER (i/c)  
 PONDICHERY UNIVERSITY


  
**Prof. GURMEET SINGH**  
 VICE-CHANCELLOR  
 PONDICHERY UNIVERSITY

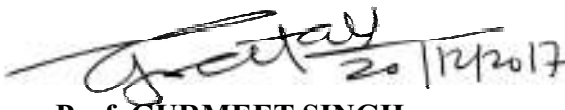


**PONDICHERY UNIVERSITY****NPS TIER - 1 ACCOUNT****INCOME & EXPENDITURE ACCOUNT FOR THE YEAR ENDED 31<sup>ST</sup> MARCH 2017**

(Amount-₹)

Amount 31/Mar/17	EXPENDITURE	Amount 31/Mar/17	INCOME	Amount 31/Mar/17
	Interest Credited to Subscriber's Accounts	0	Interest earned on Investment	5,18,138
			Less: Interest Accrued 31/03/16	2,58,305
			Add: Interest Accrued but not due	6,23,904    8,83,737
	Excess of Income Over Expenditure	8,83,737		
	<b>TOTAL &gt;&gt;&gt;</b>	<b>8,83,737</b>	<b>TOTAL &gt;&gt;&gt;</b>	<b>8,83,737</b>

  
 Prof. MALABIKA DEO  
 FINANCE OFFICER (i/c)  
 PONDICHERY UNIVERSITY

  
 Prof. GURMEET SINGH  
 VICE-CHANCELLOR  
 PONDICHERY UNIVERSITY

**PONDICHERRY UNIVERSITY****NPS TIER - 1 ACCOUNT****RECEIPT AND PAYMENT ACCOUNT FOR THE FINANCIAL YEAR 2016-2017**

(Amount - ₹)

<b>RECEIPT</b>	<b>Amount</b>		<b>PAYMENT</b>	<b>Amount</b>	
<b>OPENING BALANCE:</b>					
Cash at Bank	39,30,020		Investments		1,75,00,000
Investments	1,77,76,697	2,17,06,717			
<b>NPS Tier - 1 Account</b>					
Own Subscription		13,87,500			
University Contribution		13,87,500			
Interest on Investment		5,18,138			
			<b>Closing Balance as on 31/03/2017</b>		74,99,855
<b>TOTAL &gt;&gt;&gt;</b>		<b>2,49,99,855</b>	<b>TOTAL &gt;&gt;&gt;</b>		<b>2,49,99,855</b>

## PONDICHERRY UNIVERSITY

### SCHEDULE: 23- SIGNIFICANT ACCOUNTING POLICIES

- The Annual Accounts are prepared on Accrual basis in the Common Format of Accounting System as prescribed by the Ministry of Human Resources Development w.e.f. 2014-2015 as per the communication received from the MHRD vide letter dated 17.04.2015. However in respect of fee receipts cash basis of Accounting is adopted
- One Consolidated Balance Sheet is prepared merging the accounts of Directorate of Distance Education and Pondicherry University Community College with the University Main Accounts.
- The rate of depreciation was provided as per the communication received from the MHRD vide letter dated 17<sup>th</sup> April 2015. The University adopted the straight line method of depreciation at the following depreciation rates as given by the MHRD for the year 2014-2015. The depreciation is provided for the whole year on additions during the year.

Furniture	-	7.50 %
Office Equipment	-	7.50 %
Computer	-	20.00 %
Books	-	10.00 %
Vehicles	-	10.00 %
Buildings	-	2.00 %
Plant and Machinery	-	5.00 %

- The value of land given to Pondicherry University on 99 years leasehold by the Government of Puducherry (Puducherry & Karaikal Region) is taken at a nominal value of Rs.1,000/- and shown as fixed assets.
- The University has been exempted from Income Tax under section 10(23 C)(iii ab) of the Income Tax Act 1961.
- All investments are made in accordance with EC directives/delegation and/or GOI directives as applicable.
- Provision for Actuarial valuation of Pension and Gratuity has been made in the Annual Accounts as certified by the Consulting Actuary w.e.f 2010-11 onwards as per Uniform Accounting Guidelines. Provision for Actuarial valuation for the E.L/HPL encashment has been provided. w.e.f. 2012-13.

- A consolidated Receipts & Payments A/c has been prepared.
  - Revenue Grants relating to Non-Plan maintenance Grants and Plan account are treated as Revenue Grants and shown as Income in the Income & Expenditure account.
  - As UGC gives grants every year towards the payment of Pension & Retirement benefits, the actual expenditure for each year have been debited to the Grants Account concerned.
  - A separate Balance Sheet has been Prepared for the GPF and CPF A/c and NPS A/c from the year 2014-2015 as per the direction of the MHRD vide letter dated 17<sup>th</sup> April 2015.
  - The closing balance of various plan schemes included in capital grant have been separately disclosed in the Schedule 2 Designated fund
  - The breakup details of cost of each Asset as at the beginning of the year (01.04.2015) could not be ascertained/worked out at this year in view of complexity in segregated of each item of asset created over several years.
-

**SCHEDULE: 24- CONTINGENT LIABILITIES AND NOTES TO ACCOUNTS:**

Value of Contracts remaining to be Executed and not provided for works out to Rs.8,345.00 lakhs.

Assets not owned but held and used by the University – Rs.53,12,18,192/-

SCHEDULE-FIXED ASSETS	EMSF										AMOUNT		
	GROSS BLOCK				DEPRECIATION						NET BLOCK		
DESCRIPTION	Cost/ Valuation as at beginning of the year	Additions during the year	Deductions during the year	Cost/ Valuation at the year end	As at the beginning of the year	Depreciation on Opening Balance	On Additions during the year	On Deductions during the year	Total Depreciation	Total up to the year end	As at the current year end	As at the previous year end	%
1	3	4	5	6	7	8	9	10	11	12	13	14	15
				(3+4-5)					(8+9-10)	(7+11)	(6-12)		
<b>FIXED ASSETS</b>													
1.BUILDINGS	2,22,19,334			2,22,19,334	26,81,203					26,81,203	1,95,38,131	1,95,38,131	1.63
2.OFFICE EQUIPMENT	49,43,63,676	4,63,29,814		54,06,93,490	5,93,35,938					5,93,35,938	48,13,57,552	43,50,27,738	7.07
3.VEHICLES	2,57,992			2,57,992	1,25,900					1,25,900	1,32,092	1,32,092	9.50
4.FURNITURE & FURNISHING	31,05,811	67,872		31,73,683	3,16,355					3,16,355	28,57,328	27,89,456	6.33
5.COMPUTER	1,15,674	1,23,986		2,39,660	0					0	2,39,660	1,15,674	20.00
6.BOOKS & JOURNALS	1,75,47,471	20,71,964		1,96,19,435	65,26,006					65,26,006	1,30,93,429	1,10,21,465	10.00
7.WORK IN PROGRESS	1,40,00,000			1,40,00,000	0					0	1,40,00,000	1,40,00,000	
<b>TOTAL</b>	<b>55,16,09,958</b>	<b>4,85,93,636</b>		<b>60,02,03,594</b>	<b>6,89,85,402</b>					<b>6,89,85,402</b>	<b>53,12,18,192</b>	<b>48,26,24,556</b>	

- 
- A Receipts and Payments Account, and Income & Expenditure Account (on Accrual basis) and a Balance Sheet of Provident Fund Accounts as well as the New Pension Scheme for the year 2016-17 have been attached, to the University's Accounts. A large portion of the New Pension Scheme Rs.11,87,71,920/- in respect of 351 employees who have been allotted PRAN numbers has been transferred upto to 2015-16, to NSDL. The balance of Rs.2,49,99,855/- including interest earned kept in our University Account in respect of 39 members will be transferred to NSDL once the PRAN number allotted by the agency.
  - As on 31.03.2017 230 Court Cases were filed against the Institution are related to Service, Academic and Examination matters. The quantum of the claims is not ascertainable. There is no Court Cases filed by the Contractors.
  - Due to non-availability of grants under the head-Non-Salary(Other Charges) of“Non-Plan Maintenance Grant”, the excess amount of Rs.1,59,43,121/- incurred under the head “Contract Security Salary, Daily Wages(Part Time) and Others ” has been met under the head “EMSF Interest”, as per the UGC letter Letter No.F.No.21-10/2016(CU) dt.03.02.2017 informing that the deficit under “Non-Salary” component may be met from our own internal resources.
  - The deficit balance in respect of 3 Designated/Earmarked funds are met out from the interest earned in Plan Account.
  - The expenditure in connection various Earmarked Project and Fellowship are met out from the EMSF overhead and interest earned, in anticipation of funds from the funding agencies.
-

**PONDICHERY UNIVERSITY**  
**CONSOLIDATED RECEIPTS & PAYMENTS FOR THE YEAR 2016-2017**

(Amount-₹)

RECEIPT	₹	₹	₹	PAYMENT	₹	₹
<b>OPENING BALANCE:</b>						
<b>Non-Plan Account</b>						
Imprest	31,020					
Cash at bank	4,13,33,899	4,13,64,919				
Investments						
<b>Plan A/c</b>						
Cash at bank	15,35,89,799					
Investments	4,00,00,000	19,35,89,799				
<b>EMSF A/c</b>						
Cash at bank	1,94,27,395					
Investments	19,54,10,526	21,48,37,921				
<b>Debt &amp; Deposit Account</b>						
Cash at bank	16,56,11,179					
Investments	78,22,75,885	94,78,87,064				
<b>GPF Account</b>						
Cash at bank	3,69,19,309					
Investments	17,74,05,174	21,43,24,483				
<b>CPF Account</b>						
Cash at bank	1,98,37,559					
Investments	5,28,64,943	7,27,02,502				
<b>NPS Account</b>						
Cash at bank	39,30,020					
Investments	1,77,76,697	2,17,06,717				

(Amount-₹)

<b>Endowments</b>					
Cash at bank	32,26,399				
Investments	1,82,97,613	<b>2,15,24,012</b>			
<b>Distance Education</b>					
Cash at bank	20,18,15,218				
Investments	56,84,61,598	<b>77,02,76,816</b>			
<b>Community College</b>					
Cash at bank	57,92,704				
Cash at (cc-Mahe) A/c	40,63,456				
Cash at Bank (CC-P(B.Voc)	47,27,163				
Cash at Students Welfare Fund A/c	7,63,333	<b>1,53,46,656</b>			
<b>General A/c</b>					
<b>Non-Plan</b>			<b>Non-Plan</b>		
Maintenance Grant (14-15)	115,66,50,000		Salary	76,16,34,462	
University Receipts	22,90,17,213		Pension	6,33,84,761	
Advance Adjustment	6,13,85,198		Other Components	11,09,35,490	
Advance Refund	71,08,658	145,41,61,069	Advance	6,65,83,120	
			<b>Other Charges</b>		
			Recurring	35,51,24,913	
			Non-Recurring	85,10,854	
			Pre-paid Insurance	1,72,96,354	138,34,69,954
<b>Plan</b>			<b>Plan</b>		
XII Plan General Development Scheme	33,39,00,000		Recurring	9,28,72,071	
Specific Plan Schemes	7,63,47,518		Non-Recurring	34,13,95,497	
Interest on Investment	91,35,927		Advance	6,00,000	43,48,67,568
Advance Adjustment	77,792	41,94,61,237			



(Amount-₹)

<b>EMSF</b>			<b>EMSF</b>		
Grants Received from various Agencies	25,10,69,206		Recurring	19,20,86,734	
Interest on Investment	1,45,24,099		Non-Recurring	5,67,93,696	
Advance Adjustment	94,11,049	27,50,04,354	Advane	79,99,297	25,68,79,727
<b>Debt &amp; Deposit</b>			<b>Debt &amp; Deposit</b>		
Receipts		12,77,08,052	Expenditure		11,58,38,474
Interest on Investments		4,56,22,345	Non-Recurring - Debit & Deposit		18,21,707
Adjustment advance		11,32,000	UDF		27,10,384
<b>GPF</b>			<b>GPF</b>		
Subscription / Recovery		6,25,03,061	Advance / Part Final / Final Withdrawl		5,98,40,622
Interest on Investments		1,38,11,583			
<b>CPF</b>			<b>CPF</b>		
Subscription / Recovery / Matching		1,31,33,447	Advance / Final / Refund		79,61,714
Interest on Investments		53,17,259			
<b>NPS</b>			<b>NPS</b>		
Subscription / Matching		27,75,000			
Interest on Investments		5,18,138			
<b>Endowments</b>			<b>Endowments</b>		
New Endowments		1,50,000	Expenditure		3,12,010
Income on Investments		12,06,445			

<b>Distance Education</b>			<b>Distance Education</b>		
Receipts		15,43,42,325	Salary/ OTA /Honorarium	2,77,81,652	
Income on Investments		4,05,84,778	Other Administrative Expenses	2,07,51,797	
Adjustment of Advances		53,31,309	Non-Recurring	57,79,197	
			Refund of Endowment Fees	2,50,000	
			Transfer of fund (Non-Plan)	1,60,54,009	
			Temporary Advance	59,72,406	7,65,89,061
<b>Community College</b>			<b>Community College</b>		
Receipts		2,04,25,688	Salary & Wages	1,30,43,056	
Income on Investments		4,37,485	Other Administrative Expenses	61,49,498	
Advance Adjustment		2,63,800	Non-Recurring	8,23,687	
			Advance	7,45,209	2,07,61,450
			<b>CLOSING BALANCE:</b>		
			<b>Non-Plan A/c</b>		
			Imprest	9,250	
			Cash at bank	11,20,46,784	
			<b>Plan A/c</b>		
			Cash at bank	17,81,83,468	
			<b>EMSF A/c</b>		
			Cash at bank	11,95,11,497	
			Investments	11,34,51,051	<b>52,32,02,050</b>
			<b>Debt &amp; Deposit Account</b>		
			Cash at bank	28,54,85,537	
			Investments	71,64,93,359	<b>100,19,78,896</b>

			<b>GPF Account</b>		
			Cash at bank	5,27,75,690	
			Investments	17,80,22,815	<b>23,07,98,505</b>
			<b>CPF Account</b>		
			Cash at bank	3,02,65,718	
			Investments	5,29,25,776	<b>8,31,91,494</b>
			<b>NPS Account</b>		
			Cash at bank	74,99,855	
			Investments	1,75,00,000	<b>2,49,99,855</b>
			<b>Endowments</b>		
			Cash at bank	42,73,251	
			Investments	1,82,95,196	<b>2,25,68,447</b>
			<b>Distance Education</b>		
			Cash at bank	34,75,29,696	
			Investments	54,64,16,472	<b>89,39,46,168</b>
			<b>Community College</b>		
			Cash at bank	44,26,755	
			Cash at (cc-Mahe) A/c	1,02,43,724	
			Cash at Bank (CC-P(B.Voc)	2,47,288	
			Cash at Students Welfare Fund A/c	7,94,413	<b>1,57,12,180</b>
			<b>TOTAL &gt;&gt;&gt;</b>		
		<b>515,74,50,265</b>		<b>TOTAL &gt;&gt;&gt;</b>	<b>515,74,50,265</b>

**Separate Audit Report of the Comptroller & Auditor General of India on the  
Accounts of the Pondicherry University, Puducherry for the year ended  
31 March 2017**

We have audited the attached Balance Sheet of the Pondicherry University, Puducherry as at 31 March 2017, Receipts and Payments Account and the Income & Expenditure Account for the year ended on that date under Section 19(2) of the Comptroller & Auditor General's (Duties, Powers & Conditions of Service) Act, 1971 read with Section 30(1) of the Pondicherry University Act, 1985. These financial statements are the responsibility of the University's management. Our responsibility is to express an opinion on these financial statements based on our audit.

2. This Separate Audit Report contains the comments of the Comptroller & Auditor General of India (CAG) on the accounting treatment only with regard to classification, conformity with the best accounting practices, accounting standards, disclosure norms, etc. Audit observations on financial transactions with regard to compliance with the Law, Rules & Regulations (Propriety and Regularity) and efficiency-cum performance aspects, etc., if any, are reported through Inspection Report/ CAG's Audit Reports separately.

3. We have conducted our audit in accordance with auditing standards generally accepted in India. These standards require that we plan and perform the audit to obtain reasonable assurance about whether the financial statements are free from material misstatements. An audit includes examining, on a test basis, evidences supporting the amounts and disclosures in the financial statements. An audit also includes assessing the accounting principles used and significant estimates made by management, as well as evaluating the overall presentation of financial statements. We believe that our audit provides a reasonable basis for our opinion.

4. Based on our audit, we report that:

i. We have obtained all the information and explanations, which to the best of our knowledge and belief were necessary for the purpose of our audit.

ii. The Balance Sheet, Income & Expenditure Account and Receipts & Payments Account dealt with by this report have been drawn up in the format approved by the Ministry of Human Resource Development.

iii. In our opinion, proper books of accounts and other relevant records have been maintained by the Pondicherry University, Puducherry as required in the

rules and regulations of the University, in so far as it appears from our examination of such books.

iv We further report that:

#### **A Balance Sheet**

##### **Current Liabilities & Provisions – Rs 478.53 crore**

The University had incorrectly accounted the actual payment of Pension and Other retirement benefits paid during the 2016-17 as 'provision' towards retirement benefits instead of accounting the additional provision required for the current year as calculated in actuarial valuation method. Further, the University is incorrectly deducting the entire provision from the Capital Fund every year. Moreover the University had accounted Rs 55,25,137 as outstanding liability on account of March 2017 Pension paid in April 2017. This is in contravention of MHRD's instruction which stipulates that a liability cannot again be shown for a liability which already exists in the form of a provision.

#### **B Income and Expenditure Account**

##### **1. Schedule 10 Grants and Donations – Rs 145.04 crore**

1. In respect of Plan Grants, details such as Opening Balance, Grants utilized for Revenue expenditure, Grants utilized for Capital Expenditure were not exhibited. As a result of this, the unutilised balance of Plan Grant which is to be carried forward to the subsequent year was not arrived at and the same had not been accounted in Schedule 3 – current liabilities under 'unutilised Grants'.

2. Expenditure of Rs.1,61,50,081 incurred for conversion of Overhead line into UG Cable which was capital in nature was added to Capital Fund as well as Fixed Assets. However the above expenditure was incorrectly accounted in the Income & Expenditure Account as academic expenditure under Schedule -16. This had resulted in overstatement of academic expenditure by Rs.1,61,50,081.

#### **C Effect of Revision in Accounts**

The accounts of the University were revised based on audit observations. As a result of revision, Assets and Liabilities were increased by Rs 31.78 crore and Deficit of Rs 12.29 crore became Surplus of Rs 10.05 crore.

**D Management letter**

Deficiencies which have not been included in the Separate Audit Report have been brought to the notice of the Pondicherry University, Puducherry through a management letter issued separately for remedial/ corrective action.

**E Grants in aid**

Out of Rs.185.11 crore grants-in-aid received for the year, [Non-plan: Rs 115.66 crore; Plan: Rs 41.95 crore; Sponsored Projects: Rs 27.50 crore] internal receipts of Rs 22.90 crore and unspent balance of Rs 44.98 crore of previous year, totaling Rs 252.99 crore the university could utilise a sum of Rs 200.67 crore, leaving a balance of Rs 52.32 crore as at 31<sup>st</sup> March 2017.


v Subject to our observations in the preceding paragraphs, we report that the Balance Sheet, Income & Expenditure Account and Receipts & Payments Account dealt with by this report is in agreement with the books of accounts.

vi In our opinion and to the best of our information and according to the explanations given to us, the said financial statements read together with the Accounting Policies and Notes on Accounts, and subject to the significant matters stated above and other matters mentioned in Annexure to this Audit Report, give a true and fair view in conformity with accounting principles generally accepted in India.

- a In so far as it relates to the Balance Sheet, of the state of affairs of Pondicherry University, Puducherry as at 31 March 2017; and
- b In so far as it relates to Income & Expenditure Account of the Surplus for the year ended on that date.

**For and on behalf of the C&AG of India**

Place: Chennai  
Date: .01.2018

  
Principal Director of Audit (Central),  
Chennai

5/6

## Annexure to Audit Report

**1 Adequacy of Internal Audit System:**

Internal audit for the year 2016-17 was not conducted.

**2 Adequacy of Internal Control System:**

Internal Controls were not adequate as audit observed that valuable items such as computer, equipments etc., were found to be lost/ missing during Physical verification. However the University had not taken action in this regard.

**3 System of Physical verification of Fixed Assets and Inventory**

The system of Physical verification of Fixed Assets and Inventory was inadequate due to the following reasons:

- a. The Mahe Centre head of the University had conducted the physical verification of Fixed assets and Inventory of Mahe Centre without constituting a committee. This is in contravention to the policy of the University which stipulates that the Physical verification of Fixed Assets and Inventory has to be conducted by a committee consisting of two senior Faculty members nominated by the HOD and an external member from the sister Department.
- b. Shortage / excess of Fixed assets brought out in the Physical Verification Report was not properly dealt with in the books of accounts of the university.
- c. Physical verification of Library books and other items in the Department of Library and Information Science was not conducted during the year 2016-17.

**4 Regularity in payment of statutory dues:**

The University is regular in depositing statutory dues to the appropriate authorities.

  
Director/CE

6/6

**UNIVERSITY REPLY TO SEPARATE AUDIT REPORT****1. ADEQUACY OF INTERNAL AUDIT SYSTEM:**

Due to non-availability of adequate staff in IAO wing (only one Additional IAO is working), Internal Audit for the year 2016-17 could not be conducted.

**2. ADEQUACY OF INTERNAL CONTROL SYSTEM:**

A Committee has been constituted and report awaited.

**3. SYSTEM OF PHYSICAL VERIFICATION OF FIXED ASSETS AND INVENTORY:**

(a) & (b). Due to non-availability of huge stock and costly equipment in the Mahe centre, the centre head, Mahe is authorized to verify the stock verification report and submit a report to avoid more expenditure

(c). There is no separate Library for the Department of Library & Information Science and Physical verification for all other items has been conducted during the year 2016-17.

**4. REGULARITY IN PAYMENT OF STATUTORY DUES:**

Factual Statement

Date:31.01.2018

  
(MALABIKA DEO)  
Finance Officer(i/c)  
Pondicherry University